



| 2020

effective February 1



medical-grade refrigerators



medical-grade freezers



ice and water dispensers



ice machines



slope front bins



# Contents

<b>TERMS AND POLICIES</b> .....	<b>4</b>
<b>MEDICAL-GRADE REFRIGERATORS AND FREEZERS</b> .....	<b>5</b>
Follett authorized installation services <sup>1</sup> .....	6
REF1 and REF2 countertop refrigerators .....	7
REF4P and REF5P Performance Plus undercounter refrigerators .....	8
REF5BBP-T Performance Plus undercounter blood bank refrigerators .....	9
REF12-LB, REF20-LB/PH, REF25-LB/PH and REF45-LB/PH single and double door upright refrigerators for laboratory and pharmacy .....	10
REF20-BB, REF25-BB and REF45-BB single and double door upright refrigerators for blood banks .....	11
FZR1 and FZR2 countertop freezers .....	12
FZR4P and FZR5P Performance Plus undercounter freezers .....	13
FZR5PLP-T Performance Plus undercounter plasma freezer .....	14
FZR20-LB and FZR25-LB single door upright freezers for laboratory and pharmacy .....	15
FZR20 and FZR25 single door upright freezers for plasma .....	16
<b>ICE AND WATER DISPENSERS</b> .....	<b>17</b>
Symphony Plus ice and water dispensers – 12 series .....	18
Symphony Plus ice-only dispensers – 12 series .....	18
Symphony Plus ice and water dispensers with removable ice machine – 25 and 50 series .....	19
Symphony Plus series ice-only dispensers – 25 and 50 series .....	20
Symphony Plus ice and water dispensers with removable ice machine – 110 series .....	21
Symphony Plus manual load ice and water dispensers - 110 series .....	21
Symphony Plus ice-only dispensers – 110 series .....	22
Symphony Plus base stand options .....	22
<b>ICE AND WATER DISPENSER ACCESSORIES</b> .....	<b>23</b>
Water treatment accessories for Symphony Plus ice and water dispensers .....	23
Cleaning and sanitizing accessories for Symphony Plus ice and water dispensers .....	23
Other accessories for Symphony Plus ice and water dispensers .....	24
Replacement ice machine for use in existing Symphony and Symphony Plus dispensers .....	25
Replacement ice machine ordering matrix .....	25
<b>ICE MACHINES</b> .....	<b>26</b>
Maestro Plus ice machine bins – 425 series .....	27
Maestro Plus flake ice machines for ice storage bins – 425 series .....	28
Maestro Plus Chewblet ice machines for ice storage bins – 425 series .....	29
Maestro Plus Chewblet ice machines for countertop ice and beverage dispensers – 425 series .....	29
Top kits for top mount model Maestro Plus 425 series ice machines used with countertop ice and beverage dispensers .....	30
Top kits for RIDE model Maestro Plus and Horizon Elite series ice machines for use with countertop ice and beverage dispensers .....	30
Horizon Elite Chewblet ice machines for ice storage bins – 710 series .....	31
Horizon Elite Chewblet ice machines for countertop ice and beverage dispensers – 710 series .....	31
Top kits for Horizon Elite 710 RIDE ice machines for use with countertop ice and beverage dispensers ...	32
Top kits for Horizon Elite 710 series ice machines for use with countertop ice and beverage dispensers ...	32
<b>ICE MACHINE ACCESSORIES</b> .....	<b>33</b>
Water treatment accessories for ice machines .....	33
Cleaning and sanitizing accessories for ice machines .....	33
Other accessories for ice machines .....	33

ICE STORAGE, ICE TRANSPORT AND ICE HANDLING .....	35
Slope front bins .....	35

# Terms and policies

## Terms

- Products for sale meet all regulatory compliances as noted in the appropriate Follett Product Specification Sheet at the time of sale. Customer understands and accepts these products as meeting the designated regulatory compliances.
- Net 30 day terms on approved accounts
- Prices subject to change without notice
- Specifications subject to change without notice
- This price list supersedes all others
- **Pricing is in USD**
- **Products priced with EX Works (EXW) terms**
- **Other shipping terms available upon request**

## Return Policy

### **Non-standard equipment cannot be returned.**

Follett equipment may be returned for credit under the following conditions:

- The equipment is new and unused
- A return authorization number has been issued by customer service within 45 days after shipment
- Follett receives the equipment at the factory in Easton, PA within 30 days after issuance of the return authorization number
- The equipment must be returned in Follett packaging. If the packaging has been damaged or discarded, Follett will forward new packaging at the customer's expense.

**Note: Return freight charges are the responsibility of the customer. If equipment is returned and is damaged because of improper packaging, Follett LLC will not be held responsible.**

Credit will be issued when the equipment has been inspected by Follett and deemed suitable to be returned to stock.

**Note: A 20% restocking charge will be deducted from the credit. If the cost to return the product to stock exceeds 20%, the actual cost will be deducted.**

## Medical-grade refrigerators and freezers

Follett medical-grade refrigerators and freezers provide the consistent, stable temperatures and access security required for patient floor, lab and pharmacy applications. Heavy-duty compressors and powerful forced-air cooling provide exceptional temperature consistency, quick temperature pull down and rapid recovery following door openings.

### Warranty

#### Medical-grade countertop and undercounter refrigerators and freezers

Follett LLC warrants to the original end user that all parts shall be free from defects in material and workmanship under normal use and service for a period of 2 years from the date of installation. Date of installation shall not exceed 90 days from date of shipment. Parts and labor for repair within this 2 year period are covered under this warranty.

The compressor shall be covered for an additional 3 years (parts only), for a total of 5 years from the date of installation.

#### Medical-grade upright refrigerators and freezers

Follett LLC warrants to the original purchaser that all parts shall be free from defects in material and workmanship under normal use and service for a period of 2 years from the date of installation. Date of installation shall not exceed 90 days from date of shipment. Parts and labor for repair within this 2 year period are covered under this warranty.

The compressor shall be covered for an additional 3 years (parts only), for a total of 5 years from the date of installation.

### WARRANTY CONDITIONS

- Warranty labor must be performed by the local Follett authorized service provider.
- The equipment has been installed and operated in compliance with instructions provided by Follett.
- Malfunctions or damage due to alterations, improper operation, outdoor use, neglect, vandalism, fire, acts of God, or any situation beyond the control of Follett are expressly excluded from this warranty.
- Follett reserves the right to require that any parts covered under this warranty be returned to Follett prepaid and verified as defective upon examination.
- Any damages resulting from shipment of the unit are expressly excluded. Follett advises customers to carefully examine all shipments prior to acceptance and note all potential damage concerns on the appropriate shipping papers.
- Excess labor charges resulting from security clearance procedures, safety training, travel time greater than one hour or 50 miles (80 km), premium time labor; after hours, weekends, holidays, etc., will not be covered by Follett LLC and are the responsibility of the equipment owner.

**This warranty is expressly made in lieu of other warranties, expressed or implied, including any implied warranty of merchantability or fitness for a particular purpose except as provided in the warranty with respect to defects in material and workmanship.**

Follett LLC will not be liable for any consequential damages, expenses, connecting or disconnecting charges, or any losses or damages resulting from a defect of the machine. Questions concerning this warranty should be directed to Follett LLC, technical service at +1 (877) 612-5086 or +1 (610) 252-7301.

## Follett authorized installation services<sup>1</sup>

### Authorized installation

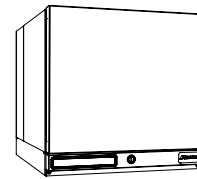
Equipment is shipped via Follett logistics partner, delivered to customer's facility, and positioned in final customer-designated location by certified technicians. Certified Follett technician will remove and discard all packaging material, install casters, make all electrical connections, and complete set up to ensure the unit is fully operational and ready to be used by customer.

For additional product information and terms and conditions, request form# 8620.

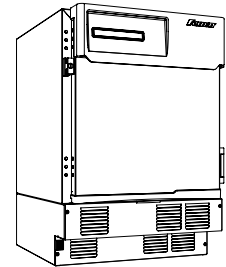
<sup>1</sup> Authorized services available only with Follett contracted logistics provider and does not include dock-to-dock common carrier freight charges.

### Countertop and undercounter refrigerators and freezers

Item number	Description	Price
AS1	Authorized installation, first unit	\$325
	Authorized installation, subsequent units of the same model to the same location	\$125



REF1



REF5P

### Single door upright refrigerators and freezers


Item number	Description	Price
AS2	Authorized installation, first unit	\$475
	Authorized installation, subsequent units of the same model to the same location	\$175



REF20-LB

### Double door upright refrigerators

Item number	Description	Price
AS3	Authorized installation, first unit	\$775
	Authorized installation, subsequent units of the same model to the same location	\$250

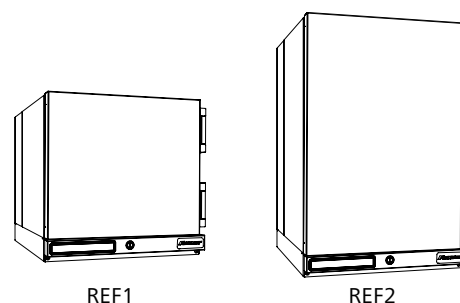


REF45-LB

## REF1 and REF2 countertop refrigerators

Medical-grade forced air countertop refrigerators with external temperature display in F or C, integral high/low alarming and epoxy-coated shelving. Stainless steel construction on interior/exterior.

For additional product information, request form# 6555 for REF1 or 6560 for REF2.



Item number	Cubic capacity cu ft (L)	Width in (cm)	Depth in (cm)	Height in (cm)	Voltage	Approx. ship wt lb (kg)	List price
REF1	1.0 (28)	18.60 (47.2)	24.00 (61.0)	17.93 (45.5)	115/60	95 (43)	\$3,555
REF2	1.8 (51)	18.60 (47.2)	24.00 (61.0)	27.93 (70.9)	115/60	95 (43)	\$3,790

### REF1 and REF2 options

Description	List price
Factory-installed keypad locking system (must be specified at time of order)	\$690
Factory-installed slide-out drawer with removable condensate pan (must be specified at time of order)	\$130

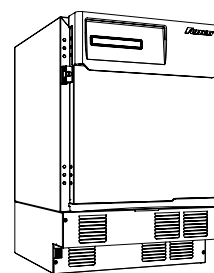
### REF1 and REF2 accessories

Item number	Description	Net price
00969931	Bin, organizing (set of 6)	\$40
00969956	Shelf, additional (1)	\$40
00959296	Glycerine, 16 oz	\$25
00969949	Wall mount kit	\$290
01111947	Casters (set of 4)	\$120
01154845	Pedestal, 2.00" (5.08 cm)	\$190
01025899	Pedestal, fan-assist, 4.50" (11.43 cm)	\$190
01025881	Pedestal, 12.00" (30.5 cm)	\$190
01100742	Stacking kit (countertop on countertop)	\$270
01100759	Stacking kit (countertop on Performance Plus undercounter)	\$270
01142363	Stacking kit (countertop on REF/FZR Series (Legacy) undercounter)	\$270
01092022	Remote dry (NO and NC) contacts	\$15
00168674	Temperature surveillance module (includes temperature display, high/low alarm, chart recorder and remote contacts)	\$960

## REF4P and REF5P Performance Plus undercounter refrigerators

Medical-grade, undercounter refrigerators, freestanding or stackable, with external temperature display in F or C, integral high/low alarming and 2 epoxy-coated shelves. Stainless steel construction on interior/exterior. For undercounter applications: model REF4P fits below 34.00" (86.4 cm) ADA-compatible counter and model REF5P fits below a standard 36.00" (91.4 cm) high counter. Right-hinged or left-hinged door must be specified at time of order.

For additional product information, request form# 6455 for REF4P, 6460 for REF5P, 6505 for REF4P-T, or 6510 for REF5P-T.



REF5P

Item number	Cubic capacity cu ft (L)	Width in (cm)	Depth in (cm)	Height in (cm)	Voltage	Approx. ship wt lb (kg)	List price
REF4P	3.9 (110)	23.75 (60.3)	27.00 (68.6)	31.38 (79.7)	115/60	205 (93)	\$4,445
REF5P	4.5 (127)	23.75 (60.3)	27.00 (68.6)	34.00 (86.4)	115/60	205 (93)	\$4,445

### 7" LCD touchscreen display

REF4P-T	3.9 (110)	23.75 (60.3)	27.00 (68.6)	31.38 (79.7)	115/60	205 (93)	\$5,695
REF5P-T	4.5 (127)	23.75 (60.3)	27.00 (68.6)	34.00 (86.4)	115/60	205 (93)	\$5,695

## REF4P/T and REF5P/T factory-installed options

Description	List price
Glass door	\$495
Keypad and electronic lock for LED controls	\$690
Keypad and electronic lock for touchscreen models	\$395

## REF4P/T and REF5P/T accessories

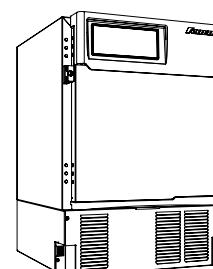
Item number	Description	Net price
00112185	Temperature alarm with dry contacts for remote alarming	\$295
00168674	Temperature surveillance module (includes temperature display, high/low alarm, chart recorder and remote contacts)	\$960
01054006	Stacking kit (Performance Plus on Performance Plus)	\$260
01067172	Stacking kit (REF/FZR Series on Performance Plus)	\$270
01059120	Pedestal base, 23.75" wide x 24.00" deep x 17.00" high (60.3 x 61.0 x 43.2 cm), stainless	\$410
01059104	Seismic bracket kit	\$175
00153700	Wall mount bracket	\$205
00959296	Glycerine, 16 oz	\$25
01059112	Extra key for Performance Plus	\$10
01059096	Universal ADC-compatible bracket (for all medication dispensing system locks)	\$55
01053644	Drawer accessory kit (1 drawer, glide hardware and flush front panel)	\$145
01067750	Drawer accessory kit (2 drawers, glide hardware and flush front panel)	\$200
01059484	Epoxy-coated shelf (1)	\$65
01053636	Casters (set of 4 with spacers)	\$120
01092022	Remote dry (NO and NC) contacts (LED controls only; dry contacts standard on touchscreen models)	\$15



## REF5BBP-T Performance Plus undercounter blood bank refrigerators

High performance, undercounter blood bank refrigerator, freestanding or stackable, with 7" LCD touchscreen user interface with integral data and event logging. Stainless steel construction on interior/exterior with internal LED lighting. For undercounter applications: fits below a standard 36.00" (91.4 cm) high counter. Right-hinged or left-hinged door must be specified at time of order. Two full extension, stainless drawers standard. Includes separate temperature surveillance module with audible/visual alarm, 7-day chart recorder and digital product temperature display. Meets AABB, FDA, ARC requirements for storage of blood products at 4 C.

For additional product information, request form# 6475.



REF5BBP-T

Item number	Cubic capacity cu ft (L)	Width in (cm)	Depth in (cm)	Height in (cm)	Voltage	Approx. ship wt lb (kg)	List price
REF5BBP-T	4.5 (127) (60) 450 ml bags	23.75 (60.3)	27.00 (68.6)	34.00 (86.4)	115/60	205 (93)	\$8,535

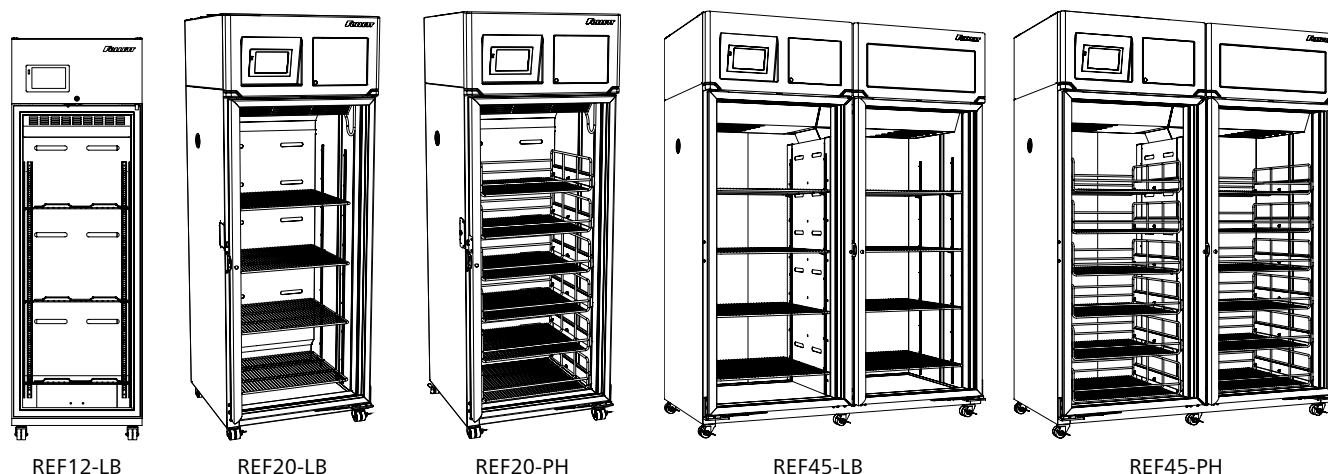
### REF5BBP-T factory-installed options

Description	List price
Glass door	\$495
Keypad and electronic lock for blood bank refrigerators	\$395

### REF5BBP-T accessories

Item number	Description	Net price
01054006	Stacking kit (Performance Plus on Performance Plus)	\$260
01067172	Stacking kit (REF/FZR Series on Performance Plus)	\$270
01059120	Pedestal base, 23.75" wide x 24.00" deep x 17.00" high (60.3 x 61.0 x 43.2 cm), stainless	\$410
01059104	Seismic bracket kit	\$175
00153700	Wall mount bracket	\$205
00959296	Glycerine, 16 oz	\$25
01059112	Extra key for Performance Plus	\$10
01059096	Universal ADC-compatible bracket (for all medication dispensing system locks)	\$55
01059484	Epoxy-coated shelf (1)	\$65
01053636	Casters (set of 4 with spacers)	\$120

## REF12-LB, REF20-LB/PH, REF25-LB/PH and REF45-LB/PH single and double door upright refrigerators for laboratory and pharmacy



Medical-grade laboratory and pharmacy refrigerators for critical product storage. Stainless steel interior/exterior with top temperature probe and 16 oz bottle of glycerine. Right-hinged, left-hinged and outer-hinged (double door only) self-closing doors available in full-view, double pane glass with Low-E coating or solid stainless steel – must be specified at time of order. External 7" touchscreen LCD user interface with integral data and event logging, user-programmable temperature display and integral alarming functions. 4 epoxy-coated shelves or 6 roll-out baskets standard in single door models. 8 epoxy-coated shelves or 12 roll-out baskets standard in double door models.

For additional product information, request form# 8545 for REF12-LB, 8045 for REF20-LB/PH, 8050 for REF25-LB/PH, 8150 for REF45-LB, or 8155 for REF45-PH.

Item number	Cubic capacity cu ft (L)	Width in (cm)	Depth in (cm)	Height in (cm)	Voltage	Storage system	Approx. ship wt lb (kg)	List price
REF12-LB	11.8 (334)	23.62 (60.0)	27.25 (69.2)	72.75 (184.8)	115/60	4 shelves	529 (240)	Contact factory
REF20-LB	19.7 (558)	29.75 (75.6)	30.50 (77.5)	79.50 (201.9)	115/60	4 shelves	397 (180)	Contact factory
REF20-PH	19.7 (558)	29.75 (75.6)	30.50 (77.5)	79.50 (201.9)	115/60	6 baskets	460 (209)	Contact factory
REF25-LB	24.6 (697)	29.75 (75.6)	36.50 (92.7)	79.50 (201.9)	115/60	4 shelves	470 (213)	Contact factory
REF25-PH	24.6 (697)	29.75 (75.6)	36.50 (92.7)	79.50 (201.9)	115/60	6 baskets	470 (213)	Contact factory
REF45-LB	45.0 (1274)	59.75 (151.8)	33.55 (85.2)	79.54 (202.0)	115/60	8 shelves	750 (341)	Contact factory
REF45-PH	45.0 (1274)	59.75 (151.8)	33.55 (85.2)	79.54 (202.0)	115/60	12 baskets	890 (404)	Contact factory

### REF20-LB/PH and REF25-LB/PH factory-installed options

Description	List price
Heated door	\$510
Keypad and electronic lock	\$510
Solid stainless steel door	\$370


### REF45-LB/PH factory-installed options

Description	List price
Heated doors	\$680
Keypad and electronic lock (outer-hinged units only)	\$680
Solid stainless steel doors, set of 2	\$680

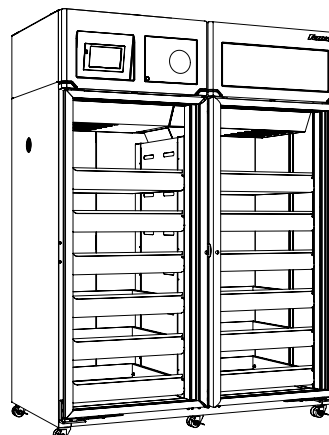
### REF12-LB, REF20-LB/PH, REF25-LB/PH and REF45-LB/PH accessories

Item number	Description	Net price
01312529	Replacement CRS (Complete Refrigeration System) module, REF12	\$950
00939785	Replacement CRS (Complete Refrigeration System) module, REF20/25	\$1,505
01147891	Replacement high-side refrigeration module (complete condensing unit), REF45	\$1,205
01311976	Additional shelves (1), REF12-LB	\$60
00927251	Additional shelves (2), REF20-LB	\$120
00927269	Additional shelves (2), REF25-LB and REF45-LB	\$120
00927202	Pyxis® compatible door bracket, REF20/25/45	\$145
00978296	medDISPENSE® compatible door bracket, REF20/25/45	\$145
00966432	Omniceil® compatible door bracket, REF20/25/45	\$145
01319441	Wall bracket kit, seismic anchoring, REF12	\$110
00927194	Wall bracket kit, seismic anchoring, REF20/25/45	\$110
01140458	Replacement "quick-connect" RTD probe with ISO 17025 certificate of traceable calibration, all models	\$220

## REF20-BB, REF25-BB and REF45-BB single and double door upright refrigerators for blood banks



REF20-BB



REF45-BB

Blood bank refrigerators meet AABB and FDA requirements for storage of blood at 4 C. Stainless steel interior/exterior with top and bottom temperature probes and 16 oz bottle of glycerine. Right-hinged, left-hinged and outer-hinged (double door only) self-closing glass doors with full-view, double pane glass with Low-E coating – hinging must be specified at time of order. External 7" touchscreen LCD user interface with integral data and event logging, user-programmable temperature display and integral alarming functions. 6.00" (15.24 cm) chart recorder and 6 stainless steel, full-extension drawers standard in single door models. 12 stainless steel, full-extension drawers standard in double door models.

For additional product information, request form# 8055 for REF20, 8060 for REF25, or 8160 for REF45.

Item number	Cubic capacity cu ft (L)	Width in (cm)	Depth in (cm)	Height in (cm)	Voltage	Storage system	Approx. ship wt lb (kg)	List price
REF20-BB	19.7 (558) (312) 450 ml bags	29.75 (75.6)	30.50 (77.5)	79.50 (201.9)	115/60	6 drawers	475 (215)	Contact factory
REF25-BB	24.6 (697) (432) 450 ml bags	29.75 (75.6)	36.50 (92.7)	79.50 (201.9)	115/60	6 drawers	525 (239)	Contact factory
REF45-BB	45.0 (1274) (816) 450 ml bags	59.75 (151.8)	33.55 (85.2)	79.54 (202.0)	115/60	12 drawers	930 (422)	Contact factory

### REF20-BB and REF25-BB factory-installed options

Description	List price
Heated door	\$510
Keypad and electronic lock	\$510

### REF45-BB factory-installed options

Description	List price
Heated doors	\$680
Keypad and electronic lock (outer-hinged units only)	\$680

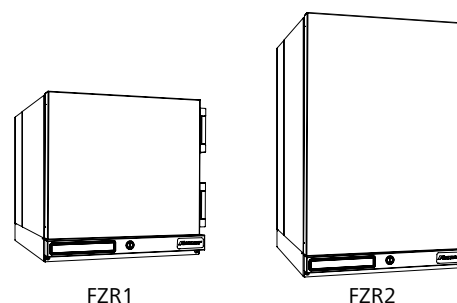
### REF20-BB, REF25-BB and REF45-BB accessories

Item number	Description	Net price
00939785	Replacement CRS (Complete Refrigeration System) module, REF20/25	\$1,505
01147891	Replacement high-side refrigeration module (complete condensing unit), REF45	\$1,205
00927194	Wall bracket kit, seismic anchoring, all models	\$110
01140458	Replacement "quick-connect" RTD probe with ISO 17025 certificate of traceable calibration, all models	\$220

## FZR1 and FZR2 countertop freezers

Medical-grade forced air countertop freezers with external temperature display in F or C, integral high/low alarming and epoxy-coated shelving. Stainless steel construction on interior/exterior.

For additional product information, request form# 6860 for FZR1 or 6865 for FZR2.



FZR1

FZR2

Item number	Cubic capacity cu ft (L)	Width in (cm)	Depth in (cm)	Height in (cm)	Voltage	Approx. ship wt lb (kg)	List price
FZR1	0.6 (16)	18.60 (47.2)	24.00 (61.0)	17.93 (45.5)	115/60	108 (49)	\$5,290
FZR2	1.6 (44)	18.60 (47.2)	24.00 (61.0)	27.93 (70.9)	115/60	126 (57)	\$5,630

### FZR1 and FZR2 factory-installed options

Description	List price
Factory-installed keypad locking system (must be specified at time of order)	\$690

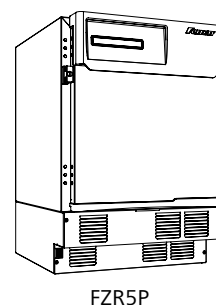
### FZR1 and FZR2 accessories

Item number	Description	Net price
00112185	Temperature alarm with dry contacts for remote alarming	\$295
00168674	Temperature surveillance module (includes temperature display, high/low alarm, chart recorder and remote contacts)	\$960
00969931	Bin, organizing (set of 6)	\$40
00969956	Shelf, additional (1)	\$40
00959296	Glycerine, 16 oz	\$25
00969949	Wall mount kit	\$290
01111947	Casters (set of 4)	\$120
01154845	Pedestal, 2.00" (5.08 cm)	\$190
01025899	Pedestal, fan-assist, 4.50" (11.43 cm)	\$190
01025881	Pedestal, 12.00" (30.5 cm)	\$190
01100742	Stacking kit (countertop on countertop)	\$270
01100759	Stacking kit (countertop on Performance Plus undercounter)	\$270
01142363	Stacking kit (countertop on REF/FZR Series (Legacy) undercounter)	\$270
01092022	Remote dry (NO and NC) contacts	\$15

## FZR4P and FZR5P Performance Plus undercounter freezers

Medical-grade -20 C (-4 F), undercounter freezers, freestanding or stackable, with external temperature display in F or C, integral alarming and 2 epoxy-coated shelves. Stainless steel construction on interior/exterior. For undercounter applications: model FZR4P fits below 34.00" (86.4 cm) ADA-compatible counter and model FZR5P fits below a standard 36.00" (91.4 cm) high counter. Right-hinged or left-hinged door must be specified at time of order.

For additional product information, request form# 6465 for FZR4P, 6470 for FZR5P, 6515 for FZR4P-T, or 6520 for FZR5P-T.



FZR5P

Item number	Cubic capacity cu ft (L)	Width in (cm)	Depth in (cm)	Height in (cm)	Voltage	Approx. ship wt lb (kg)	List price
FZR4P	3.9 (110)	23.75 (60.3)	27.00 (68.6)	31.38 (79.7)	115/60	205 (93)	\$7,040
FZR5P	4.5 (127)	23.75 (60.3)	27.00 (68.6)	34.00 (86.4)	115/60	205 (93)	\$7,040
<b>7" LCD touchscreen display</b>							
FZR4P-T	3.9 (110)	23.75 (60.3)	27.00 (68.6)	31.38 (79.7)	115/60	205 (93)	\$8,290
FZR5P-T	4.5 (127)	23.75 (60.3)	27.00 (68.6)	34.00 (86.4)	115/60	205 (93)	\$8,290

### FZR4P/T and FZR5P/T factory-installed options

Description	List price
Keypad and electronic lock for LED controls	\$690
Keypad and electronic lock for touchscreen models	\$395

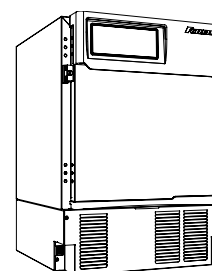
### FZR4P/T and FZR5P/T accessories

Item number	Description	Net price
00112185	Temperature alarm with dry contacts for remote alarming	\$295
00168674	Temperature surveillance module (includes temperature display, high/low alarm, chart recorder and remote contacts)	\$960
01054006	Stacking kit (Performance Plus on Performance Plus)	\$260
01067172	Stacking kit (REF/FZR Series on Performance Plus)	\$270
01059120	Pedestal base, 23.75" wide x 24.00" deep x 17.00" high (60.3 x 61.0 x 43.2 cm), stainless	\$410
01059104	Seismic bracket kit	\$175
00153700	Wall mount bracket	\$205
00959296	Glycerine, 16 oz	\$25
01059112	Extra key for Performance Plus	\$10
01059096	Universal ADC-compatible bracket (for all medication dispensing system locks)	\$55
01053644	Drawer accessory kit (1 drawer, glide hardware and flush front panel)	\$145
01067750	Drawer accessory kit (2 drawers, glide hardware and flush front panel)	\$200
01059484	Epoxy-coated shelf (1)	\$65
01053636	Castors (set of 4 with spacers)	\$120
01092022	Remote dry (NO and NC) contacts (LED controls only; dry contacts standard on touchscreen models)	\$15

## FZR5PLP-T Performance Plus undercounter plasma freezer

High performance -30 C (-22 F), undercounter plasma freezer, freestanding or stackable, with 7" LCD touchscreen user interface with integral data and event logging. Stainless steel construction on interior/exterior with interior LED lighting. For undercounter applications: fits below a standard 36.00" (91.4 cm) high counter. Right-hinged or left-hinged door must be specified at time of order. Two full extension stainless drawers standard. Includes separate temperature surveillance module with audible/visual alarm, 7-day chart recorder and digital product temperature display. Meets AABB, FDA, ARC requirements.

For additional product information, request form# 6480.



FZR5PLP-T

Item number	Cubic capacity cu ft (L)	Width in (cm)	Depth in (cm)	Height in (cm)	Voltage	Approx. ship wt lb (kg)	List price
FZR5PLP-T	4.5 (127) (40) 300 ml plasma boxes	23.75 (60.3)	27.00 (68.6)	34.00 (86.4)	115/60	205 (93)	\$11,685

### FZR5PLP-T factory-installed options

Description	List price
Keypad and electronic lock for plasma freezers	\$395

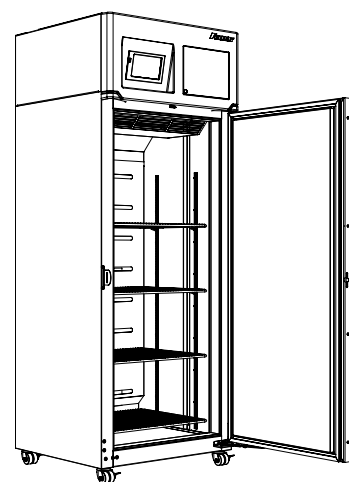
### FZR5PLP-T accessories

Item number	Description	Net price
01054006	Stacking kit (Performance Plus on Performance Plus)	\$260
01067172	Stacking kit (REF/FZR Series on Performance Plus)	\$270
01059120	Pedestal base, 23.75" wide x 24.00" deep x 17.00" high (60.3 x 61.0 x 43.2 cm), stainless	\$410
01059104	Seismic bracket kit	\$175
00153700	Wall mount bracket	\$205
00959296	Glycerine, 16 oz	\$25
01059112	Extra key for Performance Plus	\$10
01059096	Universal ADC-compatible bracket (for all medication dispensing system locks)	\$55
01059484	Epoxy-coated shelf (1)	\$65
01053636	Casters (set of 4 with spacers)	\$120

## FZR20-LB and FZR25-LB single door upright freezers for laboratory and pharmacy

Medical-grade -30 C laboratory and pharmacy freezers for critical product storage. Stainless steel interior/exterior with top temperature probe and 16 oz bottle of glycerine. Right-hinged, heavy-duty, insulated stainless steel door with ADA-compliant full length locking handle (left-hinged door available – must be specified at time of order). External 7" touchscreen LCD user interface with integral data and event logging, user-programmable temperature display and integral alarming functions. 4 epoxy-coated shelves standard.

For additional product information, request form# 8065 for FZR20 and 8070 for FZR25.



FZR20-LB

Item number	Cubic capacity cu ft (L)	Width in (cm)	Depth in (cm)	Height in (cm)	Voltage	Storage system	Approx. ship wt lb (kg)	List price
FZR20-LB	19.7 (558)	29.75 (75.6)	30.50 (77.5)	79.50 (201.9)	115/60	4 shelves	440 (200)	Contact factory
FZR25-LB	24.6 (697)	29.75 (75.6)	36.50 (92.7)	79.50 (201.9)	115/60	4 shelves	470 (213)	Contact factory

### FZR20-LB and FZR25-LB options

Description	List price
Keypad and electronic lock	\$510

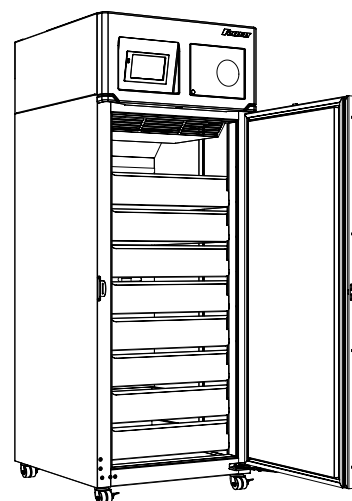
### FZR20-LB and FZR25-LB accessories

Item number	Description	Net price
01007004	Replacement CRS (Complete Refrigeration System) module	\$2,495
00927251	Additional shelves (2), FZR20-LB	\$120
00927269	Additional shelves (2), FZR25-LB	\$120
00927202	Pyxis® compatible door bracket	\$145
00978296	medDISPENSE® compatible door bracket	\$145
00966432	Omniceil® compatible door bracket	\$145
00927194	Wall bracket kit, seismic anchoring	\$110
01140458	Replacement "quick-connect" RTD probe with ISO 17025 certificate of traceable calibration	\$220

## FZR20 and FZR25 single door upright freezers for plasma

Plasma freezers meet AABB and FDA requirements for storage of blood plasma at -30 C. Stainless steel interior/exterior with top and bottom temperature probes and 16 oz bottle of glycerine. Right-hinged, heavy-duty, insulated stainless steel door with ADA-compliant full length locking handle (left-hinged door available – must be specified at time of order). External 7" touchscreen LCD user interface with integral data and event logging, user-programmable temperature display and integral alarming functions. 6.00" (15.24 cm) chart recorder and 8 stainless steel, full-extension drawers standard.

For additional product information, request form# 8075 for FZR20 and 8080 for FZR25.



FZR25-PL

Item number	Cubic capacity cu ft (L)	Width in (cm)	Depth in (cm)	Height in (cm)	Voltage	Storage system	Approx. ship wt lb (kg)	List price
FZR20-PL	19.7 (558) 352 FFP <sup>1</sup> cartons (5"x8"x1.13")	29.75 (75.6)	30.50 (77.5)	79.50 (201.9)	115/60	8 drawers	555 (252)	Contact factory
FZR25-PL	24.6 (697) 472 FFP <sup>1</sup> cartons (5"x8"x1.13")	29.75 (75.6)	36.50 (92.7)	79.50 (201.9)	115/60	8 drawers	615 (279)	Contact factory

<sup>1</sup> Fresh frozen plasma.

### FZR20-PL and FZR25-PL factory-installed options

Description	List price
Keypad and electronic lock	\$510

### FZR20-PL and FZR25-PL accessories

Item number	Description	Net price
01007004	Replacement CRS (Complete Refrigeration System) module	\$2,495
00927194	Wall bracket kit, seismic anchoring	\$110
01140458	Replacement "quick-connect" RTD probe with ISO 17025 certificate of traceable calibration	\$220



## Ice and water dispensers

Follett ice and water dispensers are chosen by more healthcare facilities than any other brand for good reason. We offer the industry's largest selection, with more than 30 sizes and configurations to meet the needs of virtually any application. Designed specifically for healthcare, Follett dispensers offer 12, 25, 50 or 90 lb of storage in attractive, space-saving cabinets, with customer-valued features, exceptional reliability, and after-the-sale service and support.

### Warranty

#### Symphony Plus™ ice and water dispensers

Follett LLC warrants to the original end user that all parts shall be free from defects in material and workmanship under normal use and service for a period of 3 years from the date of installation. Date of installation shall not exceed 90 days from date of shipment. Parts and labor for repair within this 3 year period are covered under this warranty. For products sold outside of the U.S., the labor warranty will apply only to equipment sold and serviced through a Follett Authorized Distributor in its designated territory.

The compressor shall be covered for an additional 2 years (parts only), for a total of 5 years from the date of installation.

#### WARRANTY CONDITIONS

- Warranty labor must be performed by the local Follett authorized service provider.
- The equipment has been installed and operated in compliance with instructions provided by Follett.
- Customer has documented record of preventive maintenance and cleaning of the machine every 6 months according to the instructions in the dispenser Installation, Operations and Service Manual.
- Malfunctions or damage due to alterations, improper operation, outdoor use, neglect, vandalism, fire, acts of God, or any situation beyond the control of Follett are expressly excluded from this warranty.
- Follett reserves the right to require that any parts covered under this warranty be returned to Follett prepaid and verified as defective upon examination.
- Any damages resulting from shipment of the unit are expressly excluded. Follett advises customers to carefully examine all shipments prior to acceptance and note all potential damage concerns on the appropriate shipping papers.
- Excess labor charges resulting from security clearance procedures, safety training, travel time greater than one hour or 50 miles (80 km), premium time labor; after hours, weekends, holidays, etc., will not be covered by Follett LLC and are the responsibility of the equipment owner.

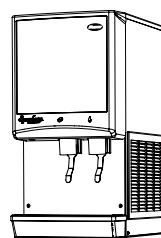
**This warranty is expressly made in lieu of other warranties, expressed or implied, including any implied warranty of merchantability or fitness for a particular purpose except as provided in the warranty with respect to defects in material and workmanship.**

Follett LLC will not be liable for any consequential damages, expenses, connecting or disconnecting charges, or any losses or damages resulting from a defect of the machine. Questions concerning this warranty should be directed to Follett LLC, technical service at +1 (877) 612-5086 or +1 (610) 252-7301.

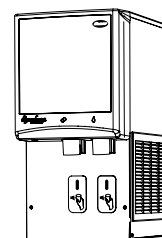
## Symphony Plus ice and water dispensers – 12 series

Countertop and wall mount ice and water dispensers with 12 lb (5.4 kg) of storage. Integral ice machine produces up to 425 lb (193.0 kg) of ice per day. Stainless steel cabinet with accent trim. Water station included. Choose appropriate item number for SensorSAFE™ infrared dispensing or lever dispensing. Wall mount models only available with SensorSAFE infrared dispensing.

For additional information request form# 6620 for 12CI models, 6625 for 12HI models, or 6940 for E12CI and C12CI models.



Countertop with integral ice machine



Wall mount with integral ice machine (SensorSAFE dispensing only)

Item number	Configuration	Width in (cm)	Depth in (cm)	Height in (cm)	Condenser	Ice machine location	Voltage	Approx. ship wt lb (kg)	List price
<b>12 series with SensorSAFE infrared dispensing</b>									
12CI425A-S <sup>1</sup>	Countertop	16.12 (40.9)	23.50 (59.7)	32.50 (82.6)	air-cooled	integral	115/60/1	199 (90)	\$7,790
12HI425A-S0-00	Wall mount <sup>2</sup>	16.12 (40.9)	23.50 (59.7)	32.50 (82.6)	air-cooled	integral	115/60/1	199 (90)	\$9,700
12HI425A-S0-DP	Wall mount <sup>2</sup>	16.12 (40.9)	23.50 (59.7)	32.50 (82.6)	air-cooled	integral	115/60/1	199 (90)	\$9,995

### 12 series with lever dispensing

12CI425A-L <sup>1</sup>	Countertop	16.12 (40.9)	23.50 (59.7)	32.50 (82.6)	air-cooled	integral	115/60/1	179 (81)	\$7,790
-------------------------	------------	--------------	--------------	--------------	------------	----------	----------	----------	---------

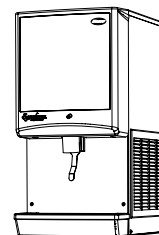
<sup>1</sup> Model also available in 230/50 or 220/60 electrical configurations. Integral ice machine produces 410 lb (186.1 kg) of ice per day. Add \$200 to list price. Use prefix "E" for 230/50 or "C" for 220/60. Example: E12CI425A-S or C12CI425A-S. Models not for use in the United States.

<sup>2</sup> 12HI425A-S0-DP wall mount unit configured with drain pan. 12HI425A-S0-00 wall mount unit configured without drain pan. Available accessories are listed on page 23.

## Symphony Plus ice-only dispensers – 12 series

Countertop ice dispensers with 12 lb (5.4 kg) of storage. Ice-only; no water. Integral ice machine produces up to 425 lb (193.0 kg) of ice per day. Stainless steel cabinet with accent trim. Choose appropriate item number for SensorSAFE infrared dispensing or lever dispensing.

For additional product information, request form# 6620 for 12CI models or 6940 for E12CI and C12CI models.



Countertop with integral ice machine

Item number	Configuration	Width in (cm)	Depth in (cm)	Height in (cm)	Condenser	Ice machine location	Voltage	Approx. ship wt lb (kg)	List price
<b>12 series ice-only with SensorSAFE infrared dispensing</b>									
12CI425A-SI <sup>1</sup>	Countertop	16.12 (40.9)	23.50 (59.7)	32.50 (82.6)	air-cooled	integral	115/60/1	199 (90)	\$7,790

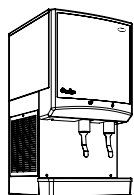
### 12 series ice-only with lever dispensing

12CI425A-LI <sup>1</sup>	Countertop	16.12 (40.9)	23.50 (59.7)	32.50 (82.6)	air-cooled	integral	115/60/1	199 (90)	\$7,790
--------------------------	------------	--------------	--------------	--------------	------------	----------	----------	----------	---------

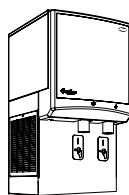
<sup>1</sup> Model also available in 230/50 or 220/60 electrical configurations. Integral ice machine produces 410 lb (186.1 kg) of ice per day. Add \$200 to list price. Use prefix "E" for 230/50 or "C" for 220/60. Example: E12CI425A-S or C12CI425A-S. Models not for use in the United States.

Available accessories are listed on page 23.

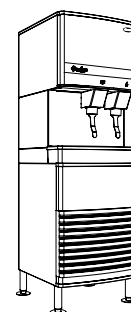
## Symphony Plus ice and water dispensers with removable ice machine – 25 and 50 series



Countertop with removable ice machine behind splash panel



Wall mount with removable ice machine behind splash panel



Freestanding with removable ice machine in base

Countertop, freestanding and wall mount ice and water dispensers with 25 lb (11.3 kg) or 50 lb (22.7 kg) of storage. Removable icemaking module produces up to 425 lb (193.0 kg) of ice per day. Stainless steel cabinet with accent trim. Water station included. Choose appropriate item number for SensorSAFE infrared dispensing or lever dispensing. Wall mount models only available with SensorSAFE infrared dispensing.

For additional product information, request form# 6630 for 25CI and 50CI models, 6635 for 25HI and 50HI models, 6650 for 25FB and 50FB models, or 7090 for E25CI and E25CI and C25CI and C50CI models.

Item number	Configuration	Width in (cm)	Depth in (cm)	Height in (cm)	Condenser	Ice machine location	Voltage	Approx. ship wt lb (kg)	List price
<b>25 series with SensorSAFE infrared dispensing</b>									
25CI425A-S <sup>1</sup>	Countertop	21.00 (53.3)	24.00 (61.0)	36.00 ( 91.4)	air-cooled	behind splash panel	115/60/1	226 (103)	\$10,750
25CI425W-S	Countertop	21.00 (53.3)	24.00 (61.0)	36.00 ( 91.4)	water-cooled	behind splash panel	115/60/1	226 (103)	\$10,750
25HI425A-S0-00	Wall mount <sup>2</sup>	21.50 (54.6)	24.50 (62.2)	36.50 ( 92.7)	air-cooled	behind splash panel	115/60/1	255 (116)	\$12,465
25HI425A-S0-DP	Wall mount <sup>2</sup>	21.50 (54.6)	24.50 (62.2)	36.50 ( 92.7)	air-cooled	behind splash panel	115/60/1	255 (116)	\$13,005
25FB425A-S	Freestanding <sup>3</sup>	21.00 (53.3)	24.75 (62.9)	62.88 (159.7)	air-cooled	base mounted	115/60/1	230 (105)	\$11,775
25FB425W-S	Freestanding <sup>3</sup>	21.00 (53.3)	24.75 (62.9)	62.88 (159.7)	water-cooled	base mounted	115/60/1	230 (105)	\$11,775

<b>25 series with lever dispensing</b>									
25CI425A-L <sup>1</sup>	Countertop	21.00 (53.3)	24.00 (61.0)	36.00 ( 91.4)	air-cooled	behind splash panel	115/60/1	226 (103)	\$10,750
25CI425W-L	Countertop	21.00 (53.3)	24.00 (61.0)	36.00 ( 91.4)	water-cooled	behind splash panel	115/60/1	226 (103)	\$10,750
25FB425A-L	Freestanding <sup>3</sup>	21.00 (53.3)	24.75 (62.9)	62.88 (159.7)	air-cooled	base mounted	115/60/1	230 (105)	\$11,775
25FB425W-L	Freestanding <sup>3</sup>	21.00 (53.3)	24.75 (62.9)	62.88 (159.7)	water-cooled	base mounted	115/60/1	230 (105)	\$11,775

<b>50 series with SensorSAFE infrared dispensing</b>									
50CI425A-S <sup>1</sup>	Countertop	21.00 (53.3)	24.00 (61.0)	40.00 (101.6)	air-cooled	behind splash panel	115/60/1	226 (103)	\$11,525
50CI425W-S	Countertop	21.00 (53.3)	24.00 (61.0)	40.00 (101.6)	water-cooled	behind splash panel	115/60/1	226 (103)	\$11,525
50HI425A-S0-00	Wall mount <sup>2</sup>	21.50 (54.6)	24.50 (62.2)	40.50 (102.9)	air-cooled	behind splash panel	115/60/1	255 (116)	\$13,315
50HI425A-S0-DP	Wall mount <sup>2</sup>	21.50 (54.6)	24.50 (62.2)	40.50 (102.9)	air-cooled	behind splash panel	115/60/1	255 (116)	\$13,865
50FB425A-S	Freestanding <sup>3</sup>	21.00 (53.3)	24.75 (62.9)	66.88 (169.9)	air-cooled	base mounted	115/60/1	230 (105)	\$12,660
50FB425W-S	Freestanding <sup>3</sup>	21.00 (53.3)	24.75 (62.9)	66.88 (169.9)	water-cooled	base mounted	115/60/1	230 (105)	\$12,660

<b>50 series with lever dispensing</b>									
50CI425A-L <sup>1</sup>	Countertop	21.00 (53.3)	24.00 (61.0)	40.00 (101.6)	air-cooled	behind splash panel	115/60/1	226 (103)	\$11,525
50CI425W-L	Countertop	21.00 (53.3)	24.00 (61.0)	40.00 (101.6)	water-cooled	behind splash panel	115/60/1	226 (103)	\$11,525
50FB425A-L	Freestanding <sup>3</sup>	21.00 (53.3)	24.75 (62.9)	66.88 (169.9)	air-cooled	base mounted	115/60/1	230 (105)	\$12,660
50FB425W-L	Freestanding <sup>3</sup>	21.00 (53.3)	24.75 (62.9)	66.88 (169.9)	water-cooled	base mounted	115/60/1	230 (105)	\$12,660

<sup>1</sup> Model also available in 230/50 or 220/60 electrical configurations. Integral ice machine produces 410 lb (186.1 kg) of ice per day. Add \$200 to list price. Use prefix "E" for 230/50 or "C" for 220/60. Example: E12CI425A-S or C12CI425A-S. Models not for use in the United States.

<sup>2</sup> 25HI425A-S0-DP and 50HI425A-S0-DP wall mount units configured with drain pan. 25HI425A-S0-00 and 50HI425A-S0-00 wall mount units configured without drain pan.

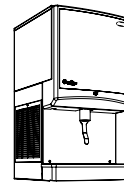
<sup>3</sup> Freestanding models include 6.00" (15.24 cm) adjustable legs.

Available accessories are listed on page 23.

## Symphony Plus series ice-only dispensers – 25 and 50 series

Countertop ice dispensers with 25 lb (11.3 kg) or 50 lb (22.7 kg) of storage. Integral ice machine produces up to 425 lb (193.0 kg) of ice per day. Stainless steel cabinet with accent trim. Choose appropriate item number for SensorSAFE infrared dispensing or lever dispensing.

For additional product information, request form# 6630 for 25CI and 50CI models, 6635 for 25HI and 50HI models, or 7090 for E25CI and E50CI and C25CI and C50CI models.



Countertop with  
integral ice machine

Item number	Configuration	Width in (cm)	Depth in (cm)	Height in (cm)	Condenser	Ice machine location	Voltage	Approx. ship wt lb (kg)	List price
<b>25 series ice-only with SensorSAFE infrared dispensing</b>									
25CI425A-SI <sup>1</sup>	Countertop	21.00 (53.3)	24.00 (61.0)	36.00 (91.4)	air-cooled	behind splash panel	115/60/1	226 (103)	\$10,750
25CI425W-SI	Countertop	21.00 (53.3)	24.00 (61.0)	36.00 (91.4)	water-cooled	behind splash panel	115/60/1	226 (103)	\$10,750
25HI425A-SI-00	Wall mount <sup>2</sup>	21.50 (54.6)	24.50 (62.2)	36.50 (92.7)	air-cooled	behind splash panel	115/60/1	255 (116)	\$12,465
25HI425A-SI-DP	Wall mount <sup>2</sup>	21.50 (54.6)	24.50 (62.2)	36.50 (92.7)	air-cooled	behind splash panel	115/60/1	255 (116)	\$13,005
<b>25 series ice-only with lever dispensing</b>									
25CI425A-LI <sup>1</sup>	Countertop	21.00 (53.3)	24.00 (61.0)	36.00 (91.4)	air-cooled	behind splash panel	115/60/1	226 (103)	\$10,750
25CI425W-LI	Countertop	21.00 (53.3)	24.00 (61.0)	36.00 (91.4)	water-cooled	behind splash panel	115/60/1	226 (103)	\$10,750
<b>50 series ice-only with SensorSAFE infrared dispensing</b>									
50CI425A-SI <sup>1</sup>	Countertop	21.00 (53.3)	24.00 (61.0)	40.00 (101.6)	air-cooled	behind splash panel	115/60/1	226 (103)	\$11,525
50CI425W-SI	Countertop	21.00 (53.3)	24.00 (61.0)	40.00 (101.6)	water-cooled	behind splash panel	115/60/1	226 (103)	\$11,525
50HI425A-SI-00	Wall mount <sup>2</sup>	21.50 (54.6)	24.50 (62.2)	40.50 (102.9)	air-cooled	behind splash panel	115/60/1	255 (116)	\$13,315
50HI425A-SI-DP	Wall mount <sup>2</sup>	21.50 (54.6)	24.50 (62.2)	40.50 (102.9)	air-cooled	behind splash panel	115/60/1	255 (116)	\$13,865
<b>50 series ice-only with lever dispensing</b>									
50CI425A-LI <sup>1</sup>	Countertop	21.00 (53.3)	24.00 (61.0)	40.00 (101.6)	air-cooled	behind splash panel	115/60/1	226 (103)	\$11,525
50CI425W-LI	Countertop	21.00 (53.3)	24.00 (61.0)	40.00 (101.6)	water-cooled	behind splash panel	115/60/1	226 (103)	\$11,525

<sup>1</sup> Model also available in 230/50 or 220/60 electrical configurations. Integral ice machine produces 410 lb (186.1 kg) of ice per day. Add \$200 to list price. Use prefix "E" for 230/50 or "C" for 220/60. Example: E12CI425A-S or C12CI425A-S. Models not for use in the United States.

<sup>2</sup> 25HI425A-SI-DP and 50HI425A-SI-DP wall mount units configured with drain pan and 25HI425A-SI-00 and 50HI425A-SI-00 wall mount units configured without drain pan.

Available accessories are listed on page 23.

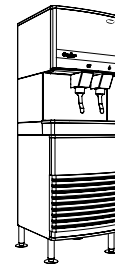
## Symphony Plus ice and water dispensers with removable ice machine – 110 series

Countertop and freestanding ice and water dispensers with 90 lb (40.8 kg) of storage. Removable icemaking module produces up to 425 lb (193.0 kg) of ice per day. Stainless steel cabinet with accent trim. Water station included. Choose appropriate item number for SensorSAFE infrared dispensing or lever dispensing.

For additional product information, request form# 6655 for 110CT models or 6670 for 110FB models.



Countertop with top mounted removable ice machine



Freestanding with removable ice machine in base

Item number	Configuration	Width in (cm)	Depth in (cm)	Height in (cm)	Condenser	Ice machine location	Voltage	Approx. ship wt lb (kg)	List price
<b>110 series with SensorSAFE infrared dispensing</b>									
110CT425A-S	Countertop	25.00 (63.5)	29.00 (73.7)	53.00 (134.6)	air-cooled	top mounted	115/60/1	290 (132)	\$16,715
110CT425W-S	Countertop	25.00 (63.5)	29.00 (73.7)	53.00 (134.6)	water-cooled	top mounted	115/60/1	290 (132)	\$16,715
110FB425A-S	Freestanding <sup>1</sup>	25.00 (63.5)	28.25 (71.8)	68.12 (173.0)	air-cooled	base mounted	115/60/1	290 (132)	\$18,425
110FB425W-S	Freestanding <sup>1</sup>	25.00 (63.5)	28.25 (71.8)	68.12 (173.0)	water-cooled	base mounted	115/60/1	290 (132)	\$18,425
<b>110 series with lever dispensing</b>									
110CT425A-L	Countertop	25.00 (63.5)	29.00 (73.7)	53.00 (134.6)	air-cooled	top mounted	115/60/1	290 (132)	\$16,715
110CT425W-L	Countertop	25.00 (63.5)	29.00 (73.7)	53.00 (134.6)	water-cooled	top mounted	115/60/1	290 (132)	\$16,715
110FB425A-L	Freestanding <sup>1</sup>	25.00 (63.5)	28.25 (71.8)	68.12 (173.0)	air-cooled	base mounted	115/60/1	290 (132)	\$18,425
110FB425W-L	Freestanding <sup>1</sup>	25.00 (63.5)	28.25 (71.8)	68.12 (173.0)	water-cooled	base mounted	115/60/1	290 (132)	\$18,425

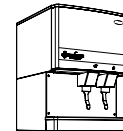
<sup>1</sup> Freestanding models include 6.00" (15.24 cm) adjustable legs.

Available accessories are listed on page 23.

## Symphony Plus manual load ice and water dispensers - 110 series

Countertop manual fill ice and water dispensers with 110 lb (49.9 kg) of storage. Stainless steel cabinet with accent trim. Water station included. Choose appropriate item number for SensorSAFE infrared dispensing or lever dispensing.

For additional product information, request form# 6660.



Countertop, manual fill

Item number	Configuration	Width in (cm)	Depth in (cm)	Height in (cm)	Condenser	Ice machine location	Voltage	Approx. ship wt lb (kg)	List price
<b>Manual fill 110 series with SensorSAFE infrared dispensing</b>									
110CM-NI-S <sup>1</sup>	Countertop	25.00 (63.5)	28.25 (71.8)	34.75 (88.3)	N/A	N/A	115/60/1	138 (63)	\$5,230
<b>Manual fill 110 series with lever dispensing</b>									
110CM-NI-L <sup>1</sup>	Countertop	25.00 (63.5)	28.25 (71.8)	34.75 (88.3)	N/A	N/A	115/60/1	138 (63)	\$5,230

<sup>1</sup> Manual fill configuration, not equipped with ice machine.

Available accessories are listed on page 23.

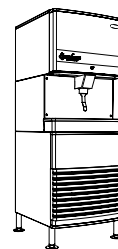
## Symphony Plus ice-only dispensers – 110 series

Countertop and freestanding ice dispensers with 90 lb (40.8 kg) of storage. Models equipped with integral ice machine produce up to 425 lb (193 kg) of ice per day. Stainless steel cabinet with accent trim. Water station not included. Choose appropriate item number for SensorSAFE infrared dispensing or lever dispensing, integral ice machine or manual fill and countertop or freestanding.

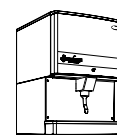
For additional product information, request form# 6665 for CT models, 6660 for CM models, or 6670 for FB models.



Countertop with top  
mounted removable  
ice machine



Freestanding with  
removable ice  
machine in base



Countertop, manual fill

Item number	Configuration	Width in (cm)	Depth in (cm)	Height in (cm)	Condenser	Ice machine location	Voltage	Approx. ship wt lb (kg)	List price
<b>110 series ice-only with SensorSAFE infrared dispensing</b>									
110CT425A-SI	Countertop	25.00 (63.5)	29.00 (73.7)	53.00 (134.6)	air-cooled	top mounted	115/60/1	290 (132)	\$16,715
110FB425A-SI	Freestanding	25.00 (63.5)	28.25 (71.8)	68.12 (173.0)	air-cooled	base mounted	115/60/1	290 (132)	\$18,425
110CM-NI-SI <sup>1</sup>	Countertop	25.00 (63.5)	28.25 (71.8)	34.75 ( 88.3)	N/A	N/A	115/60/1	138 ( 63)	\$5,230

### 110 series ice-only with lever dispensing

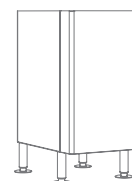
110CT425A-LI	Countertop	25.00 (63.5)	29.00 (73.7)	53.00 (134.6)	air-cooled	top mounted	115/60/1	290 (132)	\$16,715
110FB425A-LI	Freestanding	25.00 (63.5)	28.25 (71.8)	68.12 (173.0)	air-cooled	base mounted	115/60/1	290 (132)	\$18,425
110CM-NI-LI <sup>1</sup>	Countertop	25.00 (63.5)	28.25 (71.8)	34.75 ( 88.3)	N/A	N/A	115/60/1	138 ( 63)	\$5,230

<sup>1</sup> Manual fill configuration, not equipped with ice machine.  
Available accessories are listed on page 23.

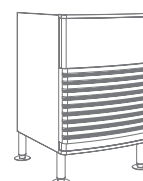
## Symphony Plus base stand options

Stainless steel base stand transforms Follett® countertop dispensers into freestanding dispensers. All bases include stainless steel exterior, and stainless legs with 6.00" (15.24 cm) adjustable flanged feet. Available with or without factory installed water filter system.

For additional product information, request form# 7010.



12 Series



25, 50, 110 Series

Item number	Description	List price
12BASE-00	Base for 12 CI Series, 17.50" (44.4 cm) W x 22.00" (55.9 cm) D x 33.00" (83.8 cm) H, ship wt 80 lb (36 kg)	\$1,270
12BASE-CF	12BASE-00 with standard capacity carbon filter system (00130229) installed	\$2,045
12BASE-HC	12BASE-00 with high capacity carbon filter system (00978957) installed	\$2,200
12BASE-CL	12BASE-00 with carbonless high capacity filter system (01050442) installed	\$2,100
25AND50BASE-00	Base for 25 and 50 CI series, 22.75" (57.8 cm) W x 24.38" (61.9 cm) D x 33.00" (83.8 cm) H, ship wt 110 lb (50 kg)	\$1,325
25AND50BASE-CF	25AND50BASE-00 with standard capacity carbon filter system (00130229) installed	\$2,100
25AND50BASE-HC	25AND50BASE-00 with high capacity carbon filter system (00978957) installed	\$2,260
25AND50BASE-CL	25AND50BASE-00 with carbonless high capacity filter system (01050442) installed	\$2,155
110BASE-00	Base for 110 CT series, 26.00" (66.0 cm) W x 29.00" (73.7 cm) D x 33.00" (83.8 cm) H, ship wt 140 lb (64 kg)	\$2,125
110BASE-CF	110BASE-00 with standard capacity carbon filter system (00130229) installed	\$2,900
110BASE-HC	110BASE-00 with high capacity carbon filter system (00978957) installed	\$3,055
110BASE-CL	110BASE-00 with carbonless high capacity filter system (01050442) installed	\$2,980

## Ice and water dispenser accessories

### Water treatment accessories for Symphony Plus ice and water dispensers

Item number	Description	Net price
<b>Follett bacterial-retentive filter system</b>		
01233659	Bacterial-retentive filter system	\$395
01244615	Replacement filter kit for bacterial-retentive filter system	\$265
01288034	Scale inhibitor pre-filter kit for bacterial-retentive filter system	\$130
01288042	Carbon with scale inhibitor pre-filter kit for bacterial-retentive filter system	\$130
01288067	Replacement filter for scale inhibitor pre-filter kit	\$50
01288059	Replacement filter for carbon and scale inhibitor pre-filter kit	\$50
<b>Carbonless high capacity filter system</b>		
01050442	Carbonless high capacity water filter system (one per ice machine)	\$400
01050426	Carbonless high capacity water filter cartridge – primary, single	\$95
01050434	Carbonless high capacity water filter cartridge – primary, carton of 6	\$460
00130211	Water pre-filter cartridge – pre-filter, single	\$20
00954305	Water pre-filter cartridge – pre-filter, carton of 12	\$125
<b>Standard capacity carbon filter system</b>		
00130229	Water filter system (one per ice machine)	\$375
00130245	Water filter cartridge – primary, single	\$80
00954297	Water filter cartridge – primary, carton of 6	\$390
00130211	Water pre-filter cartridge – pre-filter, single	\$20
00954305	Water pre-filter cartridge – pre-filter, carton of 12	\$125
<b>High capacity carbon filter system</b>		
00978957	High capacity water filter system (one per ice machine)	\$450
00978965	High capacity water filter cartridge – primary, single	\$150
00978973	High capacity water filter cartridge – primary, carton of 6	\$770
00130211	Water pre-filter cartridge – pre-filter, single	\$20
00954305	Water pre-filter cartridge – pre-filter, carton of 12	\$125
<b>Other filtration</b>		
00986059	Claris hardness removal filtration system	\$390
00985127	Replacement filter for Claris system	\$230

### Cleaning and sanitizing accessories for Symphony Plus ice and water dispensers

Item number	Description	Net price
01089572	Pressurized water sanitizing kit for use with Follett dispensers that have a Follett water filtration system <sup>1</sup>	\$30
01089580	Pressurized water sanitizing kit for use with Follett dispensers that do not have a Follett water filtration system	\$75
01147826	SafeCLEAN Plus™, liquid – environmentally responsible ice machine cleaner (1 x 8 oz bottles)	\$10
01149954	SafeCLEAN Plus, liquid – environmentally responsible ice machine cleaner (6 x 8 oz bottles)	\$50
01149962	SafeCLEAN Plus, liquid – environmentally responsible ice machine cleaner (carton of 24 x 8 oz bottles)	\$175
00979674	Nu-Calgon® IMS-III sanitizer, single 16 oz bottle	\$15
01038652	Nu-Calgon IMS-III sanitizer, case of 12 x 16 oz bottles	\$125
01075431	SaniSponge™, 24 pack of sanitary sponges	\$30

<sup>1</sup> Applicable Follett water filter systems include 00130229, 00978957, 01050442

## Other accessories for Symphony Plus ice and water dispensers

Item number	Description	Net price
01065168	Chilled water accessory package for 25 and 50 FB series – 115V models only	\$375
01063205	Chilled water accessory package for 110 CT/CM/FB series – 115V models only	\$375
01049790	Symphony Plus external drain kit - includes 10 ft (3 m) clear tubing and fitting	\$35
AFCONDPUMP	Condensate pump	\$185
AF10LBLEGS	4.00" (10.16 cm) leg kit – for 12CI series	\$90
00188417	4.00" (10.16 cm) leg kit – for 25CI and 50CI series	\$95
AFCASTERKIT	Caster kit – for 25FB, 50FB, and 110FB series only	\$205



## Replacement ice machine for use in existing Symphony and Symphony Plus dispensers

Item number	Width in (cm)	Depth in (cm)	Height in (cm)	Production per 24 hr lb (kg)	Condenser	Voltage	Ship wt lb (kg)	List price
R425A	18.84 (47.9)	20.00 (50.8)	17.00 (43.2)	400 (181)	air-cooled	115/60/1	131 (60)	\$7,295
R425W	18.84 (47.9)	22.06 (56.0)	17.00 (43.2)	400 (181)	water-cooled	115/60/1	131 (60)	\$7,295
P425A	15.30 (38.9)	19.90 (50.5)	16.80 (42.7)	425 (193)	air-cooled	115/60/1	130 (59)	\$6,955
CP425A	15.30 (38.9)	19.90 (50.5)	16.80 (42.7)	425 (193)	air-cooled	220/60/1	130 (59)	\$7,160
EP425A	15.30 (38.9)	19.90 (50.5)	16.80 (42.7)	425 (193)	air-cooled	230/50/1	130 (59)	\$7,160
P425W	15.30 (38.9)	19.90 (50.5)	16.80 (42.7)	425 (193)	water-cooled	115/60/1	125 (57)	\$6,955
CP425W	15.30 (38.9)	19.90 (50.5)	16.80 (42.7)	425 (193)	water-cooled	220/60/1	125 (57)	\$7,160
EP425W	15.30 (38.9)	19.90 (50.5)	16.80 (42.7)	425 (193)	water-cooled	230/50/1	125 (57)	\$7,160

Refer to matrix below for correct replacement ice machine.

## Replacement ice machine ordering matrix

Dispenser series	Replacement ice machine item number	Ice machine panel finish
<b>Countertop and wall mount dispensers with top mounted ice machines</b>		
25CT400A, 25HT400A, 50CT400A, 50HT400A	P425A	no panels
25CT400W, 25HT400W, 50CT400W, 50HT400W	P425W	no panels
110CT400A	P425A	no panels
110CT425A	P425A	no panels
110CT400W	P425W	no panels
110CT425W	P425W	no panels
<b>Countertop and wall mount dispensers with ice machine behind front splash panel</b>		
25CI400A, 50CI400A, 25HI400A, 50HI400A	P425A	no panels
25CI400W, 50CI400W	P425W	no panels
25CI425A, 50CI425A, 25HI425A, 50HI425A	P425A	no panels
25CI425W, 50CI425W	P425W	no panels
<b>Countertop and wall mount dispensers with RIDE model ice machines</b>		
C25R5A, H25R5A, C50R5A, H50R5A	R425A	stainless
C25R5W, H25R5W, C50R5W, H50R5W	R425W	stainless
25CR400A, 25HR400A, 50CR400A, 50HR400A	R425A	stainless
25CR400W, 25HR400W, 50CR400W, 50HR400W	R425W	stainless
25CR425A, 25HR425A, 50CR425A, 50HR425A	R425A	stainless
25CR425W, 25HR425W, 50CR425W, 50HR425W	R425W	stainless
C110R5A	R425A	stainless
C110R5W	R425W	stainless
110CR400A	R425A	stainless
110CR400W	R425W	stainless
110CR425A	R425A	stainless
110CR425W	R425W	stainless
<b>Freestanding dispensers with ice machine in base</b>		
25FB400A, 50FB400A	P425A	no panels
25FB400W, 50FB400W	P425W	no panels
25FB425A, 50FB425A	P425A	no panels
25FB425W, 50FB425W	P425W	no panels
110FB400A	P425A	no panels
110FB400W	P425W	no panels
110FB425A	P425A	no panels
110FB425W	P425W	no panels

## Ice machines

Compact, reliable Chewblet® extruded ice and flake ice machines in a variety of sizes to meet your needs. Choose from top mount or RIDE model configurations (extruded only).

### Warranty

#### Maestro Plus™ and Horizon Elite™ series ice machines

Follett LLC warrants to the original end user that all parts shall be free from defects in material and workmanship under normal use and service for a period of 3 years from the date of installation. Date of installation shall not exceed 90 days from date of shipment. Parts and labor for repair within this 3 year period are covered under this warranty. For products sold outside of the U.S., the labor warranty will apply only to equipment sold and serviced through a Follett Authorized Distributor in its designated territory.

The compressor shall be covered for an additional 2 years (parts only), for a total of 5 years from the date of installation.

#### WARRANTY CONDITIONS

- Warranty labor must be performed by the local Follett authorized service provider.
- The equipment has been installed and operated in compliance with instructions provided by Follett.
- Customer has documented record of preventive maintenance and cleaning of the machine every 6 months according to the instructions in the dispenser Installation, Operations and Service Manual.
- Malfunctions or damage due to alterations, improper operation, outdoor use, neglect, vandalism, fire, acts of God, or any situation beyond the control of Follett are expressly excluded from this warranty.
- Follett reserves the right to require that any parts covered under this warranty be returned to Follett prepaid and verified as defective upon examination.
- Any damages resulting from shipment of the unit are expressly excluded. Follett advises customers to carefully examine all shipments prior to acceptance and note all potential damage concerns on the appropriate shipping papers.
- Excess labor charges resulting from security clearance procedures, safety training, travel time greater than one hour or 50 miles (80 km), premium time labor; after hours, weekends, holidays, etc., will not be covered by Follett LLC and are the responsibility of the equipment owner.

**This warranty is expressly made in lieu of other warranties, expressed or implied, including any implied warranty of merchantability or fitness for a particular purpose except as provided in the warranty with respect to defects in material and workmanship.**

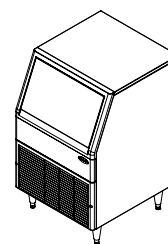
Follett LLC will not be liable for any consequential damages, expenses, connecting or disconnecting charges, or any losses or damages resulting from a defect of the machine. Questions concerning this warranty should be directed to Follett LLC, technical service at +1 (877) 612-5086 or +1 (610) 252-7301.

## Maestro Plus ice machine bins – 425 series

Flake (UF) or Micro Chewblet™ (UM) ice machines with 75 lb (34 kg) of bin storage for undercounter or freestanding applications.

Stainless steel exterior with moderate production and storage capacity in a small footprint.

For additional product information, request form# 6420.



undercounter ice machine bin

Item number	Width in (cm)	Depth in (cm)	Height <sup>2</sup> in (cm)	Production capacity lb (kg)		Condensing unit <sup>3</sup>	Voltage	Approx. ship wt lb (kg)	List price
				90 F air 70 F water (32/21 C)	70 F air 50 F water (21/10 C)				
UFD425A80 <sup>1</sup>	23.50 (59.7)	26.00 (66.0)	33.00 (83.8)	325 (148)	425 (193)	A – SC	115/60/1	194 (88)	\$8,045
UMD425A80 <sup>1,1</sup>	23.50 (59.7)	26.00 (66.0)	33.00 (83.8)	325 (148)	425 (193)	A – SC	115/60/1	194 (88)	\$8,045

<sup>†</sup> ENERGY STAR® certified.

<sup>1</sup> Model also available in 230/50 or 208-230/60 electrical configurations. Add \$200 to list price. Replace third character with "E" for 230/50 or "C" for 208-230/60. Example: UFE425A80 or UFC425A80. Models ships EXW Incoterms® 2010 – Wislina, Poland. Models not for use in the United States.

<sup>2</sup> 33.00" (83.8 cm) with leveling feet for undercounter use. 39.00" (99.1 cm) with bullet legs for freestanding application.

<sup>3</sup> Condensing unit: A – SC = Air – self-contained

## Ice Machine Model Number Configurations

		MC		D	425	A	B	T		
Ice machine		Voltage		Series		Condenser		Application		Configuration
MC	Maestro Plus Chewblet (425)	C	208-230/60/1 (icemaking head) <i>Self-contained only.</i>	425	up to 425 lb (193 kg)	A	Air-cooled, self-contained	H	Harmony™ (Countertop ice and beverage dispenser)	S RIDE® (remote ice delivery equipment)
MF	Maestro Plus Flake (425)	D	115/60/1 (icemaking head) <i>Self-contained and remote. If remote unit, outdoor condensing unit is 208-230/60/1.</i>	710	up to 759 lb (345 kg)	W	Water-cooled, self-contained	B	Ice storage bin	T Top-mount
HC	Horizon Elite Chewblet (710)	E	230/50/1 (icemaking head) <i>Self-contained only.</i>							
HM	Horizon Elite Micro Chewblet† (710)									


† Micro Chewblet™ – For smaller Chewblet ice (approximately 3/8" long), replace second character of Horizon Elite model number with "M". Example HCD710ABS becomes HMD710ABS. Add \$235 to list price.

### Maestro Plus flake ice machines for ice storage bins – 425 series

Flake ice machines for mounting on ice storage bins.

Refer to ice storage, ice transportation and ice handling section on page 35 of the price list for capacities and sizes of bins available.

For additional product information, request form# 6690 for MFD models or 6950 or 6955 for MFE and MFC models.



Top mount

Item number	Width in (cm)	Depth in (cm)	Height in (cm)	Production capacity lb (kg)		Condensing unit <sup>1</sup>	Voltage	Approx. ship wt lb (kg)	List price
				90 F air 70 F water (32/21 C)	70 F air 50 F water (21/10 C)				
MFD425ABT <sup>2</sup>	22.70 (57.7)	24.25 (61.6)	21.25 (54.0)	325 (148)	425 (193)	A – SC	115/60/1	160 (73)	\$7,275
MFD425WBT <sup>2</sup>	22.70 (57.7)	24.25 (61.6)	21.25 (54.0)	408 (185)	486 (221)	W – SC	115/60/1	160 (73)	\$7,275

<sup>1</sup> Condensing unit: A – SC = Air – self-contained W – SC = Water – self-contained

<sup>2</sup> Model also available in 230/50 or 220/60 electrical configurations. Add \$200 to list price. Replace third character with "E" for 230/50 or "C" for 220/60. Example: MFC425ABT or MFE425ABT. Models not for use in the United States.

## Maestro Plus Chewblet ice machines for ice storage bins – 425 series

Top mount or RIDE model Chewblet ice machines for use with ice storage bins.

RIDE model ice machines include 10' (3 m) of insulated ice transport tube.

Refer to ice storage, ice transportation and ice handling section on page 35 of the price list for capacities and sizes of bins available.

For additional product information, request form# 6690 or 6695 for MCD models or 6945, 6950 or 6955 for MCE and MCC models.



Top mount



RIDE model

Item number	Width in (cm)	Depth in (cm)	Height in (cm)	Production capacity lb (kg)		Condensing unit <sup>1</sup>	Voltage	Approx. ship wt lb (kg)	List price
				90 F air	70 F air				
				70 F water (32/21 C)	50 F water (21/10 C)				
425 series top mount ice machines									
MCD425ABT <sup>1,2</sup>	22.70 (57.7)	24.25 (61.6)	21.25 (54.0)	325 (148)	425 (193)	A – SC	115/60/1	160 (73)	\$7,275
MCD425WBT <sup>2</sup>	22.70 (57.7)	24.25 (61.6)	21.25 (54.0)	408 (185)	486 (221)	W – SC	115/60/1	160 (73)	\$7,275

### 425 series RIDE ice machines

MCD425ABS <sup>1,2</sup>	18.80 (47.8)	22.75 (57.8)	17.10 (43.4)	325 (148)	425 (193)	A – SC	115/60/1	160 (73)	\$8,075
MCD425WBS <sup>2</sup>	18.80 (47.8)	20.75 (52.7)	17.10 (43.4)	408 (185)	486 (221)	W – SC	115/60/1	160 (73)	\$8,075

<sup>†</sup> ENERGY STAR<sup>®</sup> certified.

<sup>1</sup> Condensing unit: A – SC = Air – self-contained W – SC = Water – self-contained

<sup>2</sup> Model also available in 230/50 or 220/60 electrical configurations. Add \$200 to list price. Replace third character with “E” for 230/50 or “C” for 220/60. Example: MCC425ABS or MCE425ABS. Models not for use in the United States.

## Maestro Plus Chewblet ice machines for countertop ice and beverage dispensers – 425 series

Top mount ice machine **requires stainless steel top kit**, sold separately. See top kit charts on page on page 30 for top kit numbers.

Ice machines with RIDE remote ice delivery equipment include 10' (3 m) of insulated ice transport tube and universal RIDE model adapter kit (item# 00182170). Factory approval required for ice transport tube lengths over 20' (6.1 m). See below for approved dispensers.

All dispensers must be configured for nugget ice. See dispenser manufacturer for appropriate nugget ice kits, if required.

For additional product information, request form# 6690 or 6695 for MCD models or 6945, 6950 or 6955 for MCE and MCC models.



Top mount



RIDE model

Item number	Width in (cm)	Depth in (cm)	Height in (cm)	Production capacity lb (kg)		Condensing unit <sup>1</sup>	Voltage	Approx. ship wt lb (kg)	List price
				90 F air	70 F air				
				70 F water (32/21 C)	50 F water (21/10 C)				
425 series top mount ice machines									
MCD425AHT <sup>1,2</sup>	22.70 (57.7)	22.25 (61.6)	21.25 (54.0)	325 (148)	425 (193)	A – SC	115/60/1	160 (73)	\$7,275
MCD425WHT	22.70 (57.7)	22.25 (61.6)	21.25 (54.0)	408 (185)	486 (221)	W – SC	115/60/1	160 (73)	\$7,275

### 425 series RIDE ice machines

MCD425AHS <sup>1,2</sup>	18.80 (47.8)	22.75 (57.8)	17.10 (43.4)	325 (148)	425 (193)	A – SC	115/60/1	160 (73)	\$8,075
MCD425WHS	18.80 (47.8)	22.75 (57.8)	17.10 (43.4)	408 (185)	486 (221)	W – SC	115/60/1	160 (73)	\$8,075

<sup>†</sup> ENERGY STAR<sup>®</sup> certified.

<sup>1</sup> Condensing unit: A – SC = Air – self-contained W – SC = Water – self-contained.

<sup>2</sup> Model also available in 230/50 or 220/60 electrical configurations. Add \$200 to list price. Replace third character with “E” for 230/50 or “C” for 220/60. Example: MCC425AHS or MCE425AHS. Models not for use in the United States.

**Approved for RIDE model – ice and beverage dispensers manufactured by others<sup>1</sup>**

Coca-Cola Freestyle 7000 <sup>2,3</sup> /9000 <sup>3</sup> / 9100 <sup>3</sup>	Lancer 4500-22N	Servend MD175
Cornelius DB/DF/ED150BC Series	Lancer 4500-30N	Servend MD200
Cornelius DB/DF/ED175BC Series	Lancer FS-16N	Servend MD250
Cornelius DB/DF/ED200BC Series	Lancer FS-22N	Servend MDH302
Cornelius DB/DF/ED250BC Series	Lancer FS-30N	Servend MDH402
Cornelius DB/DF/ED300BC Series	Lancer FS-44N	Servend SV175
Cornelius IDC215/255 and Pro Fast Gate	Lancer Sensation and TouchPoint	Servend SV200
Cornelius IDC Pro	Pepsi Spire 3.0 <sup>4</sup> and 5.0 <sup>4</sup>	Servend SV250
Cornelius Flavor Fusion/Overload	Servend MD150	

**Top kits for top mount model Maestro Plus 425 series ice machines used with countertop ice and beverage dispensers**

Top kit accessory item number	Ice machine model	Dispenser	Dispenser model number	Dispenser series width	List price	Specification sheet form number
<b>Maestro Plus top mount applications<sup>1</sup></b>						
MTF24SCP <sup>3,5</sup>	MCD425AHT	Coca-Cola	Freestyle 9000	24"	\$655	7015
MTF26SCP <sup>3</sup>	MCD425AHT	Coca-Cola	Freestyle 9100	26"	\$650	7015
MTF30SCP <sup>3,6</sup>	MCD425AHT	Coca-Cola	Freestyle 7000	30"	\$790	7015
MTC22SCP	MCD425AHT	Cornelius	DB/DF/ED150BC	22"	\$640	7015
MTC24SCP	MCD425AHT	Cornelius	DB/DF/ED175BC	24"	\$655	7015
MTC30SCP	MCD425AHT	Cornelius	DB/DF/ED200BC	30"	\$790	7015
MTL22SCP	MCD425AHT	Lancer	FS-22N/4500-22N	22"	\$640	7015
MTL30SCP	MCD425AHT	Lancer	4500-30N	30"	\$790	7015
MTL30SCP-STP	MCD425AHT	Lancer	Sensation/TouchPoint	30"	\$790	7015
MTL44SCP	MCD425AHT	Lancer	Sensation	44"	\$790	7015
MTP24SCP	MCD425AHT	Pepsi	Spire 3.0	24"	\$650	7015
MTP30SCP	MCD425AHT	Pepsi	Spire 5.0	30"	\$790	7015

**Top kits for RIDE model Maestro Plus and Horizon Elite series ice machines for use with countertop ice and beverage dispensers**

Top kit accessory item number	Ice machine model	Dispenser	Dispenser model number	Dispenser series width	List price
<b>Required Maestro Plus series RIDE model stainless steel adapter kits<sup>1</sup></b>					
MSF30SC <sup>2,3</sup>	Available for all models that end in HS.	Coca-Cola	Freestyle 7000	30"	\$385
MSF26SC <sup>3</sup>		Coca-Cola	Freestyle 9100	26"	\$365
MSP24SC <sup>4</sup>	Example: MCD425AHS	Pepsi	Spire 3.0	24"	\$365
MSP30SC <sup>4</sup>		Pepsi	Spire 5.0	30"	\$385

**Optional Maestro Plus and Horizon Elite series RIDE model stainless steel adapter kits<sup>1</sup>**

MSC22SC	Available for all models that end in HS.	Cornelius	DB/DF/ED150BC	22"	\$1,495
MSC24SC		Cornelius	DB/DF/ED175BC	24"	\$1,560
MSC30SC		Cornelius	DB/DF/ED200BC	30"	\$1,630
MSC30SC	Example: MCD425AHS MCE425AHS HCD710AHS	Cornelius	DB/DF/ED250BC	30"	\$1,630
MSC44SC		Cornelius	DB/DF/ED300BC	44"	\$1,665
MSL22SC		Lancer	FS-22N	22"	\$1,495
MSL30SC		Lancer	4500-30N	30"	\$1,630
MSL30SC		Lancer	FS-30N	30"	\$1,630

<sup>1</sup> All dispensers must be configured for nugget ice. See dispenser manufacturer for appropriate nugget ice kits, if required. Approved dispensers for top mount ice machine applications are listed above.

<sup>2</sup> Top kit MSF30SC required with Coca-Cola Freestyle 7000. Top adapter 46412 and ice kit 46430 must also be ordered from Coca-Cola.

<sup>3</sup> Consult with Coca-Cola and Follett to qualify application prior to ordering.

<sup>4</sup> RIDE application is approved only for Pepsi Spire 3.0 and 5.0 designed for top mount ice machines and requires MSP24SC for 3.0 and MSP30SC for 5.0, ordered separately. For manual fill versions of Pepsi Spire 3.0 and 5.0, contact factory.

<sup>5</sup> Adapter must also be ordered from Coca-Cola. KO IC Code: 46010 (Silver), 46011 (Red) or 46012 (Black).

<sup>6</sup> Coca-Cola Freestyle 7000 requires top adapter 46412 and ice kit 46430, which must be ordered from Coca-Cola.

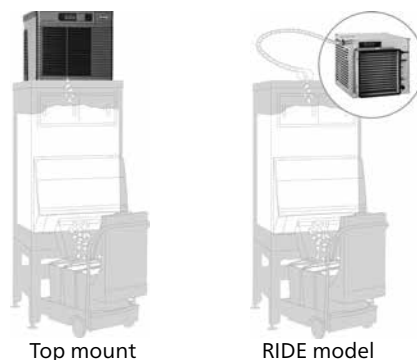
## Horizon Elite Chewblet ice machines for ice storage bins – 710 series

Ice machines with RIDE remote ice delivery equipment include 10' (3 m) of insulated ice transport tube. Maximum run length of ice transport tube is 75' (22.8 m).

Refer to ice storage, ice transportation and ice handling section on page 35 of the price list for capacities and sizes of bins available.

Micro Chewblet – For smaller Chewblet ice (approximately 3/8" long), replace second character of Horizon Elite number with "M". Example HCD710ABT becomes HMD710ABT. Add \$235 to list price.

For additional product information, request form# 8225.



Top mount

RIDE model

Item number	Width in (cm)	Depth in (cm)	Height in (cm)	Production capacity lb (kg)		Condensing unit	Voltage	Approx. ship wt lb (kg)	List price
				90 F air 70 F water (32/21 C)	70 F air 50 F water (21/10 C)				
710 series top mount ice machines									
HCD710ABT †	22.70 (57.7)	24.50 (62.2)	21.25 (54.0)	586 (266)	759 (345)	A – SC <sup>1</sup>	115/60/1	190 ( 87)	\$9,875

### 710 series RIDE ice machines

HCD710ABS <sup>†</sup>	22.70 (57.7)	24.50 (62.2)	21.25 (54.0)	586 (266)	759 (345)	A – SC <sup>1</sup>	115/60/1	190 ( 87)	\$10,675
------------------------	--------------	--------------	--------------	-----------	-----------	---------------------	----------	-----------	----------

<sup>†</sup> ENERGY STAR<sup>®</sup> certified.

<sup>1</sup> Condensing unit: A – SC = Air – self-contained

## Horizon Elite Chewblet ice machines for countertop ice and beverage dispensers – 710 series

Top mount ice machine **requires stainless steel top kit**, sold separately. See top kit charts on page 32.

For RIDE model ice machine that automatically fills countertop ice and beverage dispensers.

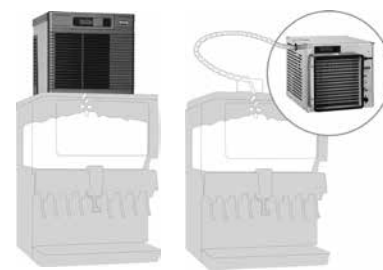
**No stainless steel top required\*.** All parts required for installation are included with the ice machine. Refer to specification sheet, form# 8225, for approved applications. See page 32 for approved dispensers.

Ice machines with RIDE remote ice delivery equipment include 10' (3 m) of insulated ice transport tube. Maximum run length of ice transport tube is 75' (22.8 m).

All dispensers must be configured for nugget ice. See dispenser manufacturer for appropriate nugget ice kits, if required.

Micro Chewblet – For smaller Chewblet ice (approximately 3/8" long), replace second character of Horizon Elite number with "M". Example HCD710AHT becomes HMD710AHT. Add \$235 to list price.

For additional product information, request form# 8225.



Top mount

RIDE model

Item number	Width in (cm)	Depth in (cm)	Height in (cm)	Production capacity lb (kg)		Condensing unit	Voltage	Approx. ship wt lb (kg)	List price
				90 F air 70 F water (32/21 C)	70 F air 50 F water (21/10 C)				
710 series top mount ice machines									
HCD710AHT <sup>†</sup>	22.70 (57.7)	24.50 (62.2)	21.25 (54.0)	586 (266)	759 (345)	A – SC <sup>1</sup>	115/60/1	190 ( 87)	\$9,875

### 710 series RIDE ice machines

HCD710AHS <sup>†</sup>	22.70 (57.7)	24.50 (62.2)	21.25 (54.0)	586 (266)	759 (345)	A – SC <sup>1</sup>	115/60/1	190 ( 87)	\$10,675
------------------------	--------------	--------------	--------------	-----------	-----------	---------------------	----------	-----------	----------

<sup>†</sup> ENERGY STAR<sup>®</sup> certified.

\* Coca-Cola Freestyle and Pepsi Spire 3.0 and 5.0 require top kit, see page 32.

<sup>1</sup> Condensing unit: A – SC = Air – self-contained

**Approved for RIDE model – ice and beverage dispensers manufactured by others<sup>1</sup>**

Coca-Cola Freestyle 7000 <sup>2,3</sup> /9000 <sup>3</sup> / 9100 <sup>3</sup>	Follett Symphony Plus™ 110CM	Servend MD150
Cornelius DB/DF/ED150BC Series	Lancer 4500-22N	Servend MD175
Cornelius DB/DF/ED175BC Series	Lancer 4500-30N	Servend MD200
Cornelius DB/DF/ED200BC Series	Lancer FS-16N	Servend MD250
Cornelius DB/DF/ED250BC Series	Lancer FS-22N	Servend MDH302
Cornelius DB/DF/ED300BC Series	Lancer FS-30N	Servend MDH402
Cornelius IDC215/255 and Pro Fast Gate	Lancer FS-44N	Servend SV175
Cornelius IDC Pro	Lancer Sensation/TouchPoint	Servend SV200
Cornelius Flavor Fusion/Overload	Pepsi Spire 3.0 <sup>4</sup> and 5.0 <sup>4</sup>	Servend SV250

**Top kits for Horizon Elite 710 RIDE ice machines for use with countertop ice and beverage dispensers**

Top kit accessory item number	Ice machine model	Dispenser	Dispenser model number	Dispenser series width	List price
<b>Required Horizon Elite series RIDE model stainless steel adapter kits<sup>1</sup></b>					
HSF30SC <sup>2,3</sup>	Available for all models that end in HS.	Coca-Cola	Freestyle 7000	30"	\$385
HSF26SC <sup>3</sup>		Coca-Cola	Freestyle 9100	26"	\$365
MSP24SC <sup>4</sup>	Example: HCD710AHS	Pepsi	Spire 3.0	24"	\$365
MSP30SC <sup>4</sup>		Pepsi	Spire 5.0	30"	\$385

**Top kits for Horizon Elite 710 series ice machines for use with countertop ice and beverage dispensers**

Top kit accessory item number	Ice machine model series	Dispenser manufacturer	Dispenser model number	Dispenser series width	Installation orientation – Front or Back <sup>1</sup>	List price	Specification sheet form number
<b>Horizon top mount applications – 22 - 44 inch dispensers<sup>2</sup></b>							
H22F24-F <sup>3,4</sup>	710A	Coca-Cola	Freestyle 9000	24"	F only	\$650	8225
H22F30-F <sup>3,5</sup>	710A	Coca-Cola	Freestyle 7000	30"	F only	\$790	8225
H22C22-F	710A	Cornelius	DB/DF/ED150 series	22"	F only	\$635	8225
H22C24-F	710A	Cornelius	DB/DF/ED175 series	24.5"	F only	\$650	8225
H22C30-F	710A	Cornelius	DB/DF/ED200 series	30"	F only	\$790	8225
H22C30-F	710A	Cornelius	DB/DF/ED250 series	30"	F only	\$790	8225
H22C30-F-FF	710A	Cornelius	Flavor Fusion/Overload	30"	F only	\$1,040	8225
H22C30-F-IDC <sup>6</sup>	710A	Cornelius	IDC 215/255 and Pro Fast Gate	30"	F only	\$1,040	8225
H22C44-__	710A	Cornelius	DB/DF/ED300 series	44"	F or B	\$905	8225
H22L22-F	710A	Lancer	FS-22N	22"	F only	\$650	8225
H22L30-F	710A	Lancer	4500-30N	30"	F only	\$790	8225
H22L30-F	710A	Lancer	FS-30N	30"	F only	\$790	8225
HTL22SC-7F <sup>7</sup>	710A	Lancer	FS-44N	30"	F only	\$635	8225
H22L30-F-STP	710A	Lancer	Bevariety	30"	F only	\$790	8225
H22L30-F-STP	710A	Lancer	Sensation/Touchpoint	30"	F only	\$790	8225
H22L44-F-STP	710A	Lancer	Sensation	44"	F only	\$790	8225
H22P24-F <sup>8</sup>	710A	Pepsi	Spire 3.0	24"	F only	\$650	8225
H22P30-F <sup>8</sup>	710A	Pepsi	Spire 5.0	30"	F only	\$790	8225
H22S44-__	710A	Servend	MDH-302	44"	F or B	\$905	8225
H22S60-__	710A	Servend	MDH-402	60"	DF, DB	\$1,090	8225
H22S60-__	710A	Servend	MDH-402	60"	RF, LF, RB, LB	\$790	8225

<sup>1</sup> Installation orientations available:

DF – 2 front facing Horizon Elite ice machines

LF – 1 Horizon Elite ice machine - left side - front facing

RB – 1 Horizon Elite ice machine - right side - back facing

RF – 1 Horizon Elite ice machine - right side - front facing

DB – 2 back facing Horizon Elite ice machines

LB – 1 Horizon Elite ice machine - left side - back facing

**Note: For any other installation orientations, contact factory.**

<sup>2</sup> All dispensers must be configured for nugget ice. See dispenser manufacturer for appropriate nugget ice kits, if required.

<sup>3</sup> Consult with Coca-Cola and Follett to qualify application prior to ordering.

<sup>4</sup> Adapter must also be ordered from Coca-Cola. KO IC Code: 46010 (Silver), 46011 (Red) or 46012 (Black).

<sup>5</sup> Coca-Cola Freestyle 7000 requires top adapter 46412 and ice kit 46430, which must be ordered from Coca-Cola.

<sup>6</sup> Contact factory regarding IDC Pro.

<sup>7</sup> Two 22" wide tops and two ice machines are required for each FS-44N dispenser.

<sup>8</sup> RIDE application is approved only for Pepsi Spire 3.0 and 5.0 designed for top mount ice machines and requires MSP24SC for 3.0 and MSP30SC for 5.0, ordered separately. For manual fill versions of Pepsi Spire 3.0 and 5.0, contact factory.



## Ice machine accessories

### Water treatment accessories for ice machines

Item number	Description	Net price
<b>Follett bacterial-retentive filter system</b>		
01233659	Bacterial-retentive filter system	\$395
01244615	Replacement filter kit for bacterial-retentive filter system	\$265
01288034	Scale inhibitor pre-filter kit for bacterial-retentive filter system	\$130
01288042	Carbon with scale inhibitor pre-filter kit for bacterial-retentive filter system	\$130
01288067	Replacement filter for scale inhibitor pre-filter kit	\$50
01288059	Replacement filter for carbon and scale inhibitor pre-filter kit	\$50
<b>Carbonless high capacity filter system</b>		
01050442	Carbonless high capacity water filter system (one per ice machine) – Horizon Elite and Maestro Plus series ice machines	\$400
01050426	Carbonless high capacity water filter cartridge – primary, single	\$95
01050434	Carbonless high capacity water filter cartridge – primary, carton of 6	\$460
00130211	Water pre-filter cartridge – pre-filter, single	\$20
00954305	Water pre-filter cartridge – pre-filter, carton of 12	\$125
<b>Standard capacity carbon filter system</b>		
00130229	Water filter system (one per ice machine) – Maestro Plus series ice machines	\$375
00130245	Water filter cartridge – primary, single	\$80
00954297	Water filter cartridge – primary, carton of 6	\$390
00130211	Water pre-filter cartridge – pre-filter, single	\$20
00954305	Water pre-filter cartridge – pre-filter, carton of 12	\$125
<b>High capacity carbon filter system</b>		
00978957	High capacity water filter system (one per ice machine) – Horizon Elite series ice machines	\$450
00978965	High capacity water filter cartridge – primary, single	\$150
00978973	High capacity water filter cartridge – primary, carton of 6	\$770
00130211	Water pre-filter cartridge – pre-filter, single	\$20
00954305	Water pre-filter cartridge – pre-filter, carton of 12	\$125
<b>Other filtration</b>		
00986059	Claris hardness removal filtration system	\$390
00985127	Replacement filter for Claris system	\$230

### Cleaning and sanitizing accessories for ice machines

Item number	Description	Net price
01147826	SafeCLEAN Plus, liquid – environmentally responsible ice machine cleaner (1 x 8 oz bottles)	\$10
01149954	SafeCLEAN Plus, liquid – environmentally responsible ice machine cleaner (6 x 8 oz bottles)	\$50
01149962	SafeCLEAN Plus, liquid – environmentally responsible ice machine cleaner (carton of 24 x 8 oz bottles)	\$175
00979674	Nu-Calgon IMS-III sanitizer, single 16 oz bottle	\$15
01038652	Nu-Calgon IMS-III sanitizer, case of 12 x 16 oz bottles	\$125

### Other accessories for ice machines

Item number	Description	Net price
01068477	Slide-out ice machine accessory for air- and water-cooled ice machines (Harmony applications only) – allows air- and water-cooled RIDE model Maestro Plus 425 series ice machine to slide-out without disconnecting utilities	\$460
AFWALLMTBRKT	Wall mount bracket for Maestro Plus 425 series RIDE model ice machines	\$160
00997098	Wall mount bracket for Horizon Elite 710 series RIDE model ice machines	\$215

Item number	Description	Net price
00174896	Insulated polywire transport tube for installations requiring more than the standard 10' (3 m) length, purchased in 5' (1.52 m) increments	\$13 / per ft
AFR400STND	Ice machine stand for Maestro Plus 425A/W series – height adjustable from 6.80" (17.27 cm) to 8.30" (21.08 cm)	\$340
00997080	Ice machine stand for Horizon Elite 710 series – height adjustable from 6.80" (17.27 cm) to 8.30" (21.08 cm)	\$345
Item number	Description	List price
Micro Chewblet ice	For smaller Chewblet ice (approx. 3/8" long), replace second character of Horizon model numbers with "M". Example: HCD710ABS becomes HMD710ABS.	\$235

## Ice storage, ice transport and ice handling

Follett offers ice storage, dispensing and transport solutions in capacities and sizes to meet nearly every need. All with features that can make your ice management easier, safer, and more sanitary than you ever thought possible. Please visit [www.follettice.com](http://www.follettice.com) for more bin models than listed here.

### Warranty

#### Slope front bins

Follett LLC warrants to the original end user that the cabinet exterior, including the top and trim, and the interior liner will be free of corrosion for 3 years from the date of installation. Date of installation shall not exceed 90 days from date of shipment. Parts and labor for corrosion repair within this 3 year period are covered under this warranty.

All other integral components are covered against defects in material and workmanship under normal use and service for 2 years from the date of installation. Date of installation shall not exceed 90 days from date of shipment. Parts and labor for repair within this 2 year period are covered under this warranty. For products sold outside of the U.S., the labor warranty will apply only to equipment sold and serviced through a Follett Authorized Distributor in its designated territory.

Removal of ice machine to service bin and any labor costs incurred are expressly excluded from this warranty.

#### WARRANTY CONDITIONS

- Warranty labor must be performed by the local Follett authorized service provider.
- The equipment has been installed and operated in compliance with instructions provided by Follett.
- Malfunctions or damage due to alterations, improper operation, outdoor use, neglect, vandalism, fire, acts of God, or any situation beyond Follett's control are expressly excluded from this warranty.
- Follett reserves the right to require that any parts covered under this warranty be returned to Follett prepaid and verified as defective upon examination.
- Any damages resulting from shipment of the unit are expressly excluded. Follett advises customers to carefully examine all shipments prior to acceptance and note all potential damage concerns on the appropriate shipping papers.
- Excess labor charges resulting from security clearance procedures, safety training, travel time greater than one hour or 50 miles (80 km), premium time labor; after hours, weekends, holidays, etc., will not be covered by Follett LLC and are the responsibility of the equipment owner.


**This warranty is expressly made in lieu of other warranties, expressed or implied, including any implied warranty of merchantability or fitness for a particular purpose except as provided in the warranty with respect to defects in material and workmanship.**

Follett LLC will not be liable for any consequential damages, expenses, connecting or disconnecting charges, or any losses or damages resulting from a defect of the machine. Questions concerning this warranty should be directed to Follett LLC, technical service at +1 (877) 612-5086 or +1 (610) 252-7301.

### Slope front bins

Small to medium capacity ice storage bins. Bin exterior for all models includes stainless steel front and sides. Bin interior includes polyethylene-lined walls and stainless steel bottom. All bins include stainless top, which is custom cut for ice machine(s) and 6.00" (15.24 cm) plastic adjustable legs.

For additional product information, request form# 9135.



Slope front bin

Item number †	Max. bin cap. lb (kg)	Width in (cm)	Depth in (cm)	Height w/ legs in (cm)	Req'd door access in (cm)	Approx. ship wt lb (kg)	List price
300-22 <sup>1</sup>	300 (136)	22.00 ( 55.9)	31.50 (80.0)	40.00 (101.6)	23.00 (58.4)	128 (58)	\$2,000
425-30	430 (195)	30.00 ( 76.2)	31.50 (80.0)	40.00 (101.6)	31.00 (78.7)	144 (65)	\$2,780
650-44	660 (299)	44.00 (111.8)	31.50 (80.0)	40.00 (101.6)	32.00 (81.2)	178 (81)	\$3,845
950-48	950 (431)	48.00 (121.9)	31.50 (80.0)	50.00 (127.0)	32.00 (81.2)	207 (94)	\$3,945
1025-52	1030 (467)	52.00 (132.1)	31.50 (80.0)	50.00 (127.0)	32.00 (81.2)	217 (98)	\$4,050

**† Purchase orders must clearly indicate the make and model of the ice machine(s) being used with the bin to properly prepare the bin top. Lack of this information will result in a delay in order processing.**

<sup>1</sup> Model 300-22 only for use with Follett® Maestro Plus 425 and Horizon Elite 710 series ice machines. Additional bin types available. Contact factory.

Incoterms is a trademark of the International Chamber of Commerce.

ENERGY STAR and the ENERGY STAR mark are registered trademarks owned by the U.S. Environmental Protection Agency.

Pyxis is a registered trademark of CareFusion in the United States and other countries.

Omnicell is a registered trademark of Omnicell, Inc. in the United States.

medDISPENSE is a registered trademark of InterMetro Industries Corp. in the United States and other countries.

FOLLETT HEALTHCARE, HORIZON ELITE, MAESTRO PLUS, MICRO CHEWBLET, SAFECLEAN PLUS, SANISPONGE, SENSNORSAFE, and SYMPHONY PLUS are trademarks of Follett LLC. CHEWBLET, FOLLETT and RIDE are registered trademarks of Follett LLC, registered in the US.



801 Church Lane | Easton, PA 18040, USA  
+1 610.252.7301 | 800.523.9361 | [folletthealthcare.com](http://folletthealthcare.com)



2155-20200201 | © Follett LLC