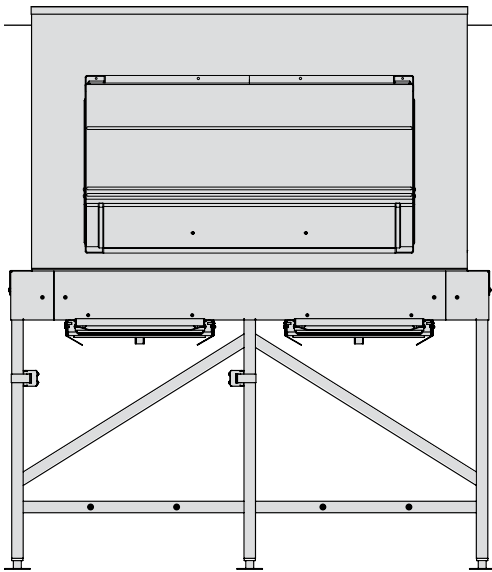


# Ice storage and transport system

with gravity dispense loading and wider bases



Model E-ITS1350WB-60

Optional SmartCART 240 and Totes ice carriers allow easy, safe ice distribution



## Features

Elevated bin with extra-wide bases designed specifically for meat processing and bakery industries. Capacities available from 45 kg to 1477 kg of ice, excluding carts.

Designed with speed, safety and sanitation in mind

- elevated ice storage bin uses gravity to dispense ice through a chute 15 times faster than scooping
- wider bases allow for large carts up to 83.8 cm long x 73.7 cm wide x 72.4 cm high
- one pull of the gate bar fills the optional SmartCART™ 240 or larger carts
- dispensing directly into cart eliminates scooping by hand to help prevent cross-contamination
- carts reduce the risk of back injuries by eliminating carrying containers of ice
- optional Totes™ ice carriers may be ordered – SmartCART 240 will hold 6 Totes
- optional Totes eliminae shoveling from a cart, fit below breath protectors and allow easy distribution of ice in displays

Fresher ice

- first ice in is first ice out

Ice compatibility

- compatible with cube ice, flake ice and customer preferred Chewblet® ice

Durable, user friendly construction

- full stainless bin exterior and base
- custom-cut stainless steel top
- heavy duty "stay-open" PowerHinge™ door hinge – easy one hand open and close without door catches on model E-ITS700WB and larger
- industry exclusive SmartGATE® ice shield controls the flow of ice to reduce spills and limits contact with ice
- poly liners and hoppers eliminate pitting and staining and provide exceptional durability
- built-in drain for bin and cart – single, reversible drain connection

## Accessories

SmartCART 240 ice cart (item# 00122770)

Set of 6 Totes ice carriers (one set per cart) (item# ABICETOTP)

Plastic shovel (item# ABICSHOVEL)

Ice paddle (item# ABICEPADDL)

Center partition for 2 bay systems; off-set partition for 3-bay systems

Additional carts and accessories (refer to form# 3435)

Follett Europe Polska Sp. z o.o.  
Mokry Dwór 26C 83-021 Wiślina, Poland  
+48 (58) 785-6140 | Fax: +48 (58) 785-6159  
folletteurope.com

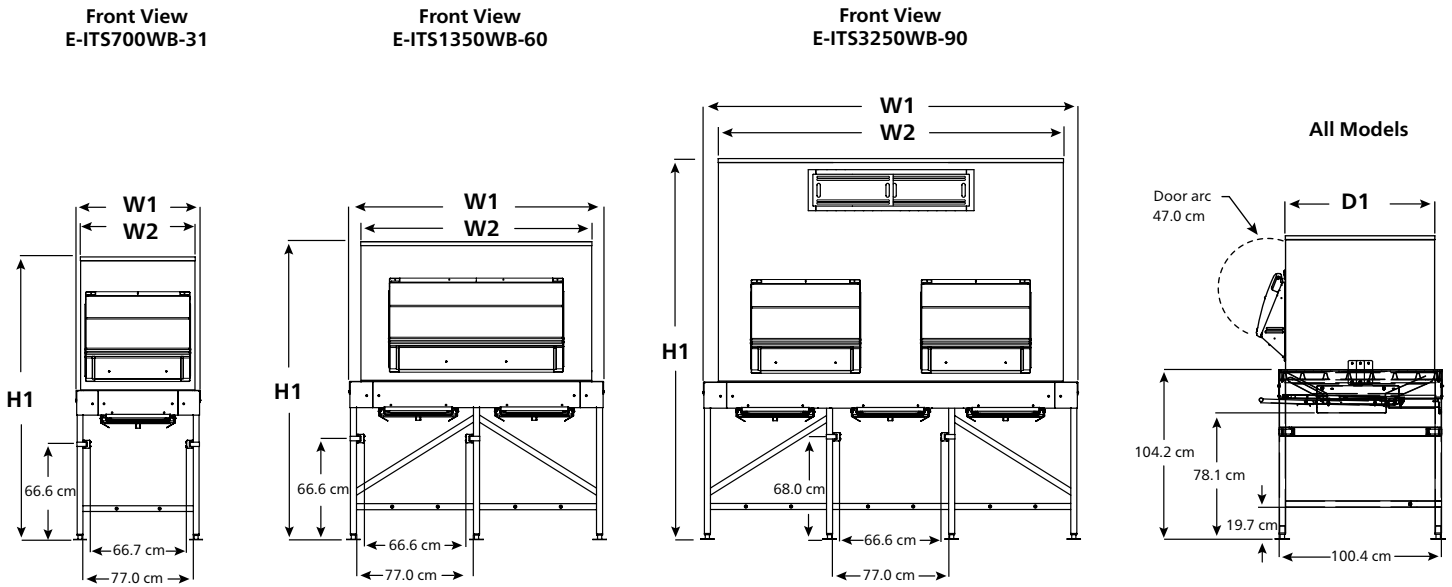
801 Church Lane | Easton, PA 18040, USA  
1.610.252.7301 | Fax: +1.610.250.0696 | follettice.com

Job

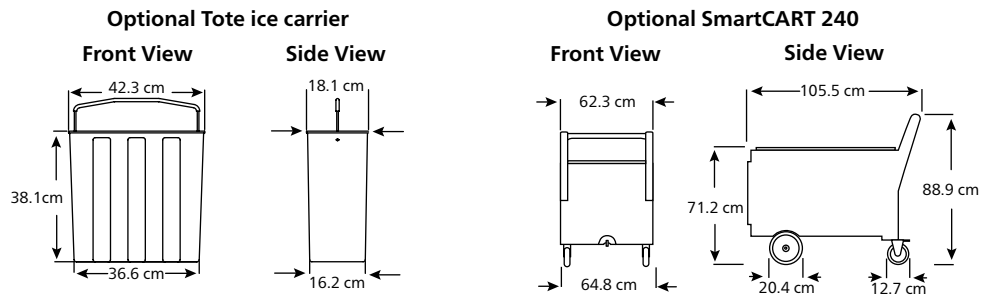
Item

**FOLLETT**®

# Dimensional drawing



- Notes:**
- All models shown without cart in bay
  - Clearance required to pull cart from bay – minimum 122.0 cm, optimal 137.2 cm



Model <sup>1</sup>	Cubic volume m	Maximum bin capacity <sup>2</sup> kg	Width, base - <b>W1</b> cm	Width, bin - <b>W2</b> cm	Depth – <b>D1</b> <sup>3</sup> cm	Height with legs - <b>H1</b> <sup>4</sup> cm	Required door access <sup>5</sup> cm	Approximate ship weight kg
E-ITS100WB-31 <sup>6</sup>	0.09	45	86.4	78.7	101.6	124.5	81.3	84
E-ITS500WB-31 <sup>7</sup>	0.36	227	86.4	78.7	101.6	160.0	81.3	90
E-ITS600WB-31 <sup>7</sup>	0.57	273	86.4	78.7	101.6	175.3	81.3	97
E-ITS700WB-31	0.61	318	86.4	78.7	101.6 <sup>3</sup>	195.6	81.3	116
E-ITS1350WB-60	1.25	602	167.6	152.4	101.6 <sup>3</sup>	195.6	104.1	200
E-ITS2250WB-60	2.01	968	167.6	152.4	101.6 <sup>3</sup>	251.5	104.1	248
E-ITS3250WB-90	3.07	1477	246.4	228.6	101.6 <sup>3</sup>	251.5	104.1	510

- Notes:**
- <sup>1</sup> Follett recommends installation of a floor drain with grate with all ice storage bins. Drain connection is reversible o exit at left or right side of unit. Consider cart positioning when locating the drain.
  - <sup>2</sup> Computed on cubic volume of bin. Does not reflect cart capacity or voids that can occur due to pyramiding.
  - <sup>3</sup> Add 20.32 cm to depth (D) for lower door assembly (easily removed for installation access).
  - <sup>4</sup> Special top required for ice machines weighing more than 454 kg (1000 lb). Add 5.38 cm to height. Contact factory.
  - <sup>5</sup> Required clearance for installation access through doors (may require removal of door assembly).
  - <sup>6</sup> Model has no window, SmartGATE ice shield or poly door.
  - <sup>7</sup> Model has sliding window only, no SmartGATE ice shield or poly door.

POWERHINGE, SMARTCART and TOTES are trademarks of Follett LLC.  
 CHEWBLET, FOLLETT and SMARTGATE are registered trademarks of Follett LLC, registered in the US.  
 Follett reserves the right to change specifications at any time without obligation. Certifications may vary depending on country of origin.

## E-ITS-WB Series

