


| 2021

effective November 1



ice storage, ice transport, ice handling



FOLLETT®

EURO LIST PRICE SCHEDULE

Contents

TERMS AND POLICIES.....	3
EXW INCOTERMS® 2010 – WISLINA, POLAND.....	4
Ice storage and transport systems (ITS).....	5
Ice storage and transport systems with wide bases (ITS).....	5
Ice•Devlce ice storage and dispensing systems – single door with SmartCART™ 75 ice cart or bagger.....	6
Upright ice storage bins – single door with SmartGATE ice shield.....	6
Upright ice storage bins – single door with SmartGATE ice shield for scale ice machines.....	7
Slope front bins.....	7
EXW INCOTERMS® 2010 – EASTON, PA USA.....	8
Ice Pro automatic ice bagging and dispensing systems.....	9
Ice storage and transport systems (ITS).....	9
Ice•Devlce ice storage and dispensing systems – single door with SmartCART™ 75 ice cart.....	10
Ice•Devlce ice storage and dispensing systems – single door with SmartCART 125 ice cart.....	10
Ice•Devlce ice storage and dispensing systems – single door with Cambro® ICS125L cart.....	11
Ice•Devlce ice storage and dispensing systems – single door with bagger.....	11
Ice•Devlce ice storage and dispensing systems – low-profile single door with Totes ice carrier.....	12
Ice•Devlce ice storage and dispensing systems – double door with (2) SmartCART 75 ice carts.....	12
Upright ice storage bins – single door with SmartGATE ice shield.....	13
Upright ice storage bins – double door with SmartGATE ice shield.....	13
Replacement stainless steel tops for ice storage bins.....	14
Replacement ABS bin tops for ice storage bins.....	14
Flexi-Top ice bin top systems.....	14
Ice handling accessories.....	15

Terms and policies

Terms

- Products for sale meet all regulatory compliances as noted in the appropriate Follett Product Specification Sheet at the time of sale. Customer understands and accepts these products as meeting the designated regulatory compliances.
- Net 30 day terms on approved accounts
- Prices subject to change without notice
- Specifications subject to change without notice
- This price list supersedes all others
- **All prices in euros**
- **Products priced with EX Works (EXW) terms**
- **Other shipping terms available upon request**

Return Policy

Non-standard equipment cannot be returned. Orders for non-standard equipment cannot be cancelled.

Follett equipment may be returned for credit under the following conditions:

- The equipment is new and unused.
- A return authorization number has been issued by customer service within 45 days after shipment.
- Follett receives the equipment at the factory in Pruszcz, Poland within 30 days after issuance of the return authorization number.
- The equipment must be returned in Follett packaging. If the packaging has been damaged or discarded, Follett will forward new packaging at the customer's expense.

Note: Return freight charges are the responsibility of the customer. If equipment is returned and is damaged because of improper packaging, Follett Products, LLC will not be held responsible.

Credit will be issued when the equipment has been inspected by Follett and deemed suitable to be returned to stock.

Note: 20% restocking charge will be deducted from the credit. If the cost to return the product to stock exceeds 20%, the actual cost will be deducted

Follett offers ice storage, dispensing and transport solutions in capacities and sizes to meet nearly every need. All with features that can make your ice management easier, safer, and more sanitary.

Bin capacities are based on cubic capacity and do not include voids that can occur due to pyramiding of ice.

Warranty

Ice storage and transport systems (ITS); single and double door upright bins; and single and double door Ice•Device™ chuted bin and cart systems

Follett Products, LLC warrants to the original end user that the cabinet exterior, including the top and trim, and the interior liner will be free of corrosion for 5 years from the date of installation. Date of installation shall not exceed 90 days from date of shipment. Parts and labor for corrosion repair within this 5 year period are covered under this warranty. Labor warranty will apply only to equipment sold and serviced through a Follett Authorized Distributor in its designated territory.

All other integral components are covered against defects in material and workmanship under normal use and service for 5 years from the date of installation. Date of installation shall not exceed 90 days from date of shipment. Parts and labor for repair within this 5 year period are covered under this warranty. Labor warranty will apply only to equipment sold and serviced through a Follett Authorized Distributor in its designated territory.

Removal of ice machine to service bin and any labor costs incurred are expressly excluded from this warranty.

Ice Pro™ automatic ice bagging and dispensing systems

Follett Products, LLC warrants to the original end user that all parts shall be free from defects in material and workmanship under normal use and service for a period of 2 years from the date of installation. Date of installation shall not exceed 90 days from date of shipment. Parts and labor for repair within this 2 year period are covered under this warranty. Labor warranty will apply only to equipment sold and serviced through a Follett Authorized Distributor in its designated territory.

Removal of ice machine to service bin and any labor costs incurred are expressly excluded from this warranty.

Slope front bins

Follett Products, LLC warrants to the original end user that the cabinet exterior, including the top and trim, and the interior liner will be free of corrosion for 3 years from the date of installation. Date of installation shall not exceed 90 days from date of shipment. Parts and labor for corrosion repair within this 3 year period are covered under this warranty. Labor warranty will apply only to equipment sold and serviced through a Follett Authorized Distributor in its designated territory.

All other integral components are covered against defects in material and workmanship under normal use and service for 2 years from the date of installation. Date of installation shall not exceed 90 days from date of shipment. Parts and labor for repair within this 2 year period are covered under this warranty. Labor warranty will apply only to equipment sold and serviced through a Follett Authorized Distributor in its designated territory.

Removal of ice machine to service bin and any labor costs incurred are expressly excluded from this warranty.

Ice transport carts; Totes™ ice carriers; ice shovels; ice probes; ice rakes

Follett Products, LLC warrants to the original end user that all parts shall be free from defects in materials and workmanship under normal use and service for a period of 2 years from date of installation. Date of installation shall not exceed 90 days from date of shipment. Parts within this 2 year period are covered under this warranty. Labor required for repair within a 1 year period is covered under this warranty.

WARRANTY CONDITIONS

- Labor warranty will apply only to equipment sold by the Follett Authorized Distributor in his designated territory.
- Warranty labor must be performed by the local Follett Authorized Distributor or his designated service provider.
- The equipment has been installed and operated in compliance with instructions provided by Follett.
- Malfunctions or damage due to alterations, improper operation, outdoor use, neglect, vandalism, fire, acts of God, or any situation beyond Follett's control are expressly excluded from this warranty.
- Follett reserves the right to require that any parts covered under this warranty be returned to Follett prepaid and verified as defective upon examination.
- Any damages resulting from shipment of the unit are expressly excluded. Follett advises customers to carefully examine all shipments prior to acceptance and note all potential damage concerns on the appropriate shipping papers.
- Excess labor charges resulting from security clearance procedures, safety training, travel time greater than one hour or 80 km (50 miles), premium time labor; after hours, weekends, holidays, etc., will not be covered by Follett Products, LLC and are the responsibility of the equipment owner.

This warranty is expressly made in lieu of other warranties, expressed or implied, including any implied warranty of merchantability or fitness for a particular purpose except as provided in the warranty with respect to defects in material and workmanship.

Follett Products, LLC will not be liable for any consequential damages, expenses, connecting or disconnecting charges, or any losses or damages resulting from a defect of the machine. Questions concerning this warranty should be directed to Follett technical service at +1 (877) 612-5086 (US and Canada), +1 (610) 252-7301 or Follett Europe technical service at +48 (58) 785-6140, Fax +48 (58) 785-6159.

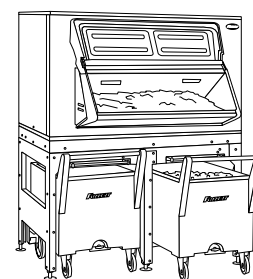
Ice storage and transport systems (ITS)

Elevated bin and cart systems use gravity-assist ice removal and castered carts to deliver outstanding labor and safety benefits. All models are equipped with poly liners, SmartGATE® ice shield, and poly door with PowerHinge™ door hinge component. Each unit is standard with bin, base, cart(s) with lid, and ice paddle. Full stainless exterior and base. Insulated cart is one-piece molded polyethylene with removable poly lid.

For additional product information, request form# 2915 and 9130.

Accessories for ice storage and transport systems

Set of 6 Totes ice carriers (item# ABICETOTP)	€791
SmartCART™ 240 ice cart (item# ROTOCART)	€1,768
Ice paddle (item# ABICEPADDL)	€152



E-ITS with (2) SmartCART 240 ice carts

Item number †	No. of carts	Max. bin cap. kg (lb)	Width cm (in)	Depth cm (in)	Height w/ legs cm (in)	Req'd door access cm (in)	Approx. ship wt kg (lb)	List price
E-ITS100NS-31 ¹	1	46 (100)	78.7 (31.00)	101.6 (40.00)	119.4 (47.00)	81.3 (32.00)	110 (243)	€4,890
E-ITS500NS-31 ²	1	174 (382)	78.7 (31.00)	101.6 (40.00)	152.4 (60.00)	81.3 (32.00)	169 (371)	€8,036
E-ITS600NS-31 ²	1	273 (602)	78.7 (31.00)	101.6 (40.00)	170.2 (67.00)	81.3 (32.00)	176 (388)	€8,338
E-ITS700SG-31	1	296 (652)	78.7 (31.00)	101.6 (40.00) ³	190.5 (75.00)	81.3 (32.00)	181 (398)	€8,688
E-ITS1350SG-60	2	602 (1327)	152.4 (60.00)	101.6 (40.00) ³	190.5 (75.00)	104.1 (41.00)	324 (712)	€14,991
♦ITS2250SG-60	2	968 (2133)	152.4 (60.00)	101.6 (40.00) ³	246.4 (97.00)	104.1 (41.00)	374 (822)	€21,882
♦ITS3250SG-90	3	1477 (3255)	228.6 (90.00)	101.6 (40.00) ³	246.4 (97.00)	104.1 (41.00)	521 (1145)	€35,146

¹ E-ITS100NS-31 has no window, SmartGATE ice shield or poly door, and does not come with ice paddle.

² E-ITS500NS-31 and E-ITS600NS-31 have sliding windows only, no SmartGATE ice shield or poly door.

³ Add 20.32 cm (8.00") to depth (D) for lower door assembly (easily removed for installation access).

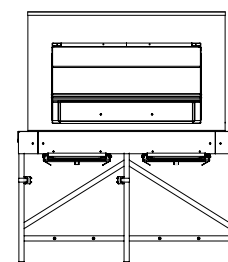
Ice storage and transport systems with wide bases (ITS)

Elevated bin and cart systems with extra-wide bases designed especially for the meat processing and bakery industries. ITS-WB provides excellent labor and safety benefits for moving ice in large volumes quickly. Models 700 and above equipped with poly liners, SmartGATE ice shield and poly door with PowerHinge door hinge component. Ice paddle standard. Full stainless bin and base exterior standard. Optional cart(s) can slide into bay(s) below bin for gravity loading with ice when shutter door is opened. Capacities from 45 kg (99 lb) to 1477 kg (3257 lb) of ice, excluding carts.

For additional product information, request form# 3685.

Accessories for ice storage and transport systems

Set of 6 Totes ice carriers (item# ABICETOTP)	€791
SmartCART 240 ice cart (item# ROTOCART)	€1,768
Ice paddle (item# ABICEPADDL)	€152



ITS with wide base

Item number †	Max. bin cap. kg (lb)	Base width cm (in)	Depth cm (in)	Depth w/ door cm (in)	Height w/ legs cm (in)	Req'd door access cm (in)	Approx. ship wt kg (lb)	List price
E-ITS100WB-31 ¹	45 (99)	86.4 (34.00)	101.6 (40.00)	101.6 (40.00)	124.5 (49.00)	81.3 (32.00)	84 (185)	€4,373
E-ITS500WB-31 ²	227 (501)	86.4 (34.00)	101.6 (40.00)	101.6 (40.00)	160.0 (63.00)	81.3 (32.00)	90 (198)	€7,141
E-ITS600WB-31 ²	273 (602)	86.4 (34.00)	101.6 (40.00)	101.6 (40.00)	175.3 (69.00)	81.3 (32.00)	97 (214)	€7,390
E-ITS700WB-31	318 (701)	86.4 (34.00)	101.6 (40.00)	121.9 (48.00)	195.6 (77.00)	81.3 (32.00)	116 (256)	€7,624
E-ITS1350WB-60	602 (1327)	167.6 (66.00)	101.6 (40.00)	121.9 (48.00)	195.6 (77.00)	104.1 (41.00)	200 (441)	€13,753
E-ITS2250WB-60	968 (2134)	167.6 (66.00)	101.6 (40.00)	121.9 (48.00)	251.5 (99.00)	104.1 (41.00)	248 (547)	€16,811
E-ITS3250WB-90	1477 (3257)	246.4 (97.00)	101.6 (40.00)	121.9 (48.00)	251.5 (99.00)	104.1 (41.00)	510 (1125)	€26,715

¹ E-ITS100WB-31 has no window, SmartGATE ice shield or poly door, and does not come with ice paddle.

² E-ITS500WB-31 and E-ITS600WB-31 have sliding windows only, no SmartGATE ice shield or poly door.

♦ Products have limited local inventory in Poland. Stainless steel top only. Contact Poland factory for lead times. Product shipped EXW Easton, PA USA Incoterms 2010 if local inventory not available.

† Purchase orders must clearly indicate the make and model of the ice machine(s) being used with the bin, to properly prepare the bin top. Lack of this information will result in a delay in order processing.

Ice•Device ice storage and dispensing systems – single door with SmartCART™ 75 ice cart or bagger

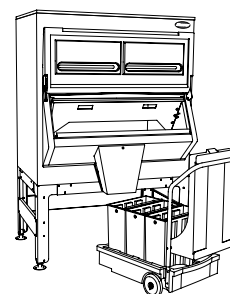
Labor-saving elevated bins dispense ice out front chute. For use with cube or Chewblet ice only. Each is equipped with front chute, poly liner, SmartGATE ice shield, poly door with PowerHinge door hinge component, paddle and rake set. Full stainless exterior and base.

For additional product information, request form# 3455.

Configurations shown below include a SmartCART 75 ice cart with 3 Totes ice carriers.

Accessories for Ice•Device ice storage and dispensing systems

See page 15 for additional accessory information.



Single door Ice•Device with SmartCART 75

Item number †	with SC75 cart	with bagger kit	Max. bin cap. kg (lb)	Width cm (in)	Depth ¹ cm (in)	Height w/ legs cm (in)	Req'd door access cm (in)	Approx. ship wt kg (lb)	List price
E-DEV500SG-30	-75	-BG	209 (460)	76.2 (30.00)	78.7 (31.00)	160.0 (63.00)	81.3 (32.00)	161 (354)	€5,003
E-DEV700SG-30	-75	-BG	309 (680)	76.2 (30.00)	78.7 (31.00)	199.4 (78.50)	81.3 (32.00)	177 (389)	€5,813
♦DEV1010SG-48	-75	-BG	454 (1000)	121.9 (48.00)	78.7 (31.00)	189.2 (74.50)	81.3 (32.00)	206 (453)	€8,629
♦DEV1475SG-60	-75	-BG	676 (1490)	152.4 (60.00)	78.7 (31.00)	204.5 (80.50)	81.3 (32.00)	235 (517)	€9,774

¹ Add 20.32 cm (8.00") to depth (D) for lower door assembly (easily removed for installation access).


Upright ice storage bins – single door with SmartGATE ice shield

Ice storage bins with industry-exclusive SmartGATE ice shield. Complete stainless exterior standard, including stainless back and bottom and poly liner. All bins include stainless top custom cut for ice machine(s) and 15.24 cm (6.00") stainless steel adjustable legs.

For additional information, request form# 3450.

Accessories for single door upright bins

Ice paddle (item# ABICEPADDL46).....	€152
Ice rake (item# AB36RAKE).....	€192
15.24 cm (6.00") stainless flanged legs (set of 4) (item# ABSPECLEG3).....	€324



Single door upright

Item number †	Max. bin cap. kg (lb)	Width cm (in)	Depth ¹ cm (in)	Height w/ legs cm (in)	Req'd door access cm (in)	Approx. ship wt kg (lb)	List price
E-SG500S-30	209 (460)	76.2 (30.00)	78.7 (31.00)	113.0 (45.50)	78.7 (31.00)	95 (210)	€3,453
E-SG700S-30	308 (680)	76.2 (30.00)	78.7 (31.00)	152.4 (60.00)	78.7 (31.00)	96 (212)	€3,805
♦SG1010S-48	454 (1000)	121.9 (48.00)	78.7 (31.00)	142.4 (56.00)	81.3 (32.00)	122 (268)	€5,990
♦SG1325S-60	602 (1325)	152.4 (60.00)	78.7 (31.00)	142.4 (56.00)	81.3 (32.00)	145 (320)	€6,775
♦SG1475S-60	676 (1490)	152.4 (60.00)	78.7 (31.00)	157.5 (62.00)	81.3 (32.00)	146 (321)	€7,217
♦SG1650S-60	754 (1660)	152.4 (60.00)	78.7 (31.00)	165.1 (65.00)	81.3 (32.00)	155 (340)	€7,316

¹ Add 20.32 cm (8.00") to depth (D) for lower door assembly (easily removed for installation access).

♦ Products have limited local inventory in Poland. Stainless steel top only. Contact Poland factory for lead times. Product shipped EXW Easton, PA USA Incoterms 2010 if local inventory not available.

† Purchase orders must clearly indicate the make and model of the ice machine(s) being used with the bin, to properly prepare the bin top. Lack of this information will result in a delay in order processing.


Upright ice storage bins – single door with SmartGATE ice shield for scale ice machines

Moderate capacity ice storage bins with industry-exclusive SmartGATE ice shield specifically designed for use with scale ice machines weighing less than 454 kg (1000 lb). Stainless exterior includes stainless back and bottom, and poly liner. All bins include stainless top custom cut for ice machine(s) and 15.24 cm (6.00") stainless steel adjustable legs.

For additional product information, request form# 3825.

Accessories for single door upright bins

Ice paddle (item# ABICEPADDL46).....	€152
Ice rake (item# AB36RAKE)	€192
15.24 cm (6.00") stainless flanged legs (set of 4) (item# ABSPECLEG3).....	€324



Single door upright for scale ice machines

Item number †	Max. bin cap. kg (lb)	Width cm (in)	Depth ¹ cm (in)	Height w/ legs cm (in)	Req'd door access cm (in)	Approx. ship wt kg (lb)	List price
E-SG1300-49D	604 (1329)	125.0 (49.20)	96.0 (37.80)	140.2 (55.20)	101.6 (40.00)	184 (405)	€5,831
E-SG1600-60D	746 (1641)	151.9 (59.80)	96.0 (37.80)	140.2 (55.20)	101.6 (40.00)	199 (438)	€6,780
E-SG1950-60D	886 (1950)	151.9 (59.80)	96.0 (37.80)	165.4 (65.10)	101.6 (40.00)	214 (471)	€7,798

¹ Add 20.32 cm (8.00") to depth (D) for lower door assembly (easily removed for installation access).

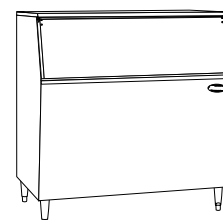
Slope front bins

Small to medium capacity ice storage bins. All models standard with exterior stainless steel front and sides. Interior includes polyethylene-lined walls with stainless steel bottom. All bins include stainless tops custom cut for specific ice machine(s) and 15.24 cm (6.00") adjustable legs. Standard bin drain connection is 1" FPT. Additional 1" MPT x 1" barbed drain adapter is also supplied.

For additional product information, request form# 2865.

Accessories for slope front bins

20.32 cm (8.00") legs (set of 4) (item# 00161547).....	€180
Center partition (650, 950, 1025 only)	€586



Slope front bin

Item number †	Max. bin cap. kg (lb)	Width cm (in)	Depth cm (in)	Height w/ legs cm (in)	Req'd door access in cm (in)	Approx. ship wt kg (lb)	List price
E-300-22 ¹	136 (300)	55.9 (22.00)	80.0 (31.50)	101.6 (40.00)	58.4 (23.00)	54 (120)	€1,479
E-425-30	195 (430)	76.2 (30.00)	80.0 (31.50)	101.6 (40.00)	78.7 (31.00)	65 (144)	€1,909
E-600-42	258 (567)	108.7 (42.80)	80.0 (31.50)	101.9 (40.10)	71.1 (28.00)	70 (154)	€2,654
E-650-44	299 (660)	111.8 (44.00)	80.0 (31.50)	101.6 (40.00)	81.2 (32.00)	81 (178)	€2,877
E-950-48	431 (950)	121.9 (48.00)	80.0 (31.50)	127.0 (50.00)	81.2 (32.00)	94 (207)	€3,117
E-1025-52	467 (1030)	132.1 (52.00)	80.0 (31.50)	127.0 (50.00)	81.2 (32.00)	98 (217)	€3,306

¹ E-300-22 has 20.32 cm (8.00") legs.

◆ Products have limited local inventory in Poland. Stainless steel top only. Contact Poland factory for lead times. Product shipped EXW Easton, PA USA Incoterms 2010 if local inventory not available.

† Purchase orders must clearly indicate the make and model of the ice machine(s) being used with the bin, to properly prepare the bin top. Lack of this information will result in a delay in order processing.

EXW Incoterms® 2010 – Easton, PA USA

Follett offers ice storage, dispensing and transport solutions in capacities and sizes to meet nearly every need. All with features that can make your ice management easier, safer, and more sanitary.

Bin capacities are based on cubic capacity and do not include voids that can occur due to pyramiding of ice.

Warranty

Single door upright bins and single door Ice•Device™ chuted bin and cart systems

Follett Products, LLC warrants to the original end user that the cabinet exterior, including the top and trim, and the interior liner will be free of corrosion for the useful life of the product. Parts and labor for corrosion repair are covered under this warranty.

All other integral components are covered against defects in material and workmanship under normal use and service for a period of 5 years from the date of installation. Date of installation shall not exceed 90 days from date of shipment. Parts and labor for repair within this 5 year period are covered under this warranty. Labor warranty will apply only to equipment sold and serviced through a Follett Authorized Distributor in its designated territory.

Removal of ice machine to service bin and any labor costs incurred are expressly excluded from this warranty.

Ice storage and transport systems (ITS); double door upright bins; and double door Ice•Device™ chuted bin and cart systems

Follett Products, LLC warrants to the original end user that the cabinet exterior, including the top and trim, and the interior liner will be free of corrosion for 5 years from the date of installation. Date of installation shall not exceed 90 days from date of shipment. Parts and labor for corrosion repair within this 5 year period are covered under this warranty. Labor warranty will apply only to equipment sold and serviced through a Follett Authorized Distributor in its designated territory.

All other integral components are covered against defects in material and workmanship under normal use and service for a period of 5 years from the date of installation. Date of installation shall not exceed 90 days from date of shipment. Parts and labor for repair within this 5 year period are covered under this warranty. Labor warranty will apply only to equipment sold and serviced through a Follett Authorized Distributor in its designated territory.

Removal of ice machine to service bin and any labor costs incurred are expressly excluded from this warranty.

Ice Pro™ automatic ice bagging and dispensing systems

Follett Products, LLC warrants to the original end user that all parts shall be free from defects in material and workmanship under normal use and service for a period of 2 years from the date of installation. Date of installation shall not exceed 90 days from date of shipment. Parts and labor for repair within this 2 year period are covered under this warranty. Labor warranty will apply only to equipment sold and serviced through a Follett Authorized Distributor in its designated territory.

Removal of ice machine to service bin and any labor costs incurred are expressly excluded from this warranty.

Slope front bins

Follett Products, LLC warrants to the original end user that the cabinet exterior, including the top and trim, and the interior liner will be free of corrosion for 3 years from the date of installation. Date of installation shall not exceed 90 days from date of shipment. Parts and labor for corrosion repair within this 3 year period are covered under this warranty. Labor warranty will apply only to equipment sold and serviced through a Follett Authorized Distributor in its designated territory.

All other integral components are covered against defects in material and workmanship under normal use and service for 2 years from the date of installation. Date of installation shall not exceed 90 days from date of shipment. Parts and labor for repair within this 2 year period are covered under this warranty. Labor warranty will apply only to equipment sold and serviced through a Follett Authorized Distributor in its designated territory.

Removal of ice machine to service bin and any labor costs incurred are expressly excluded from this warranty.

Ice transport carts; Totes™ ice carriers; ice shovels; ice probes; ice rakes

Follett Products, LLC warrants to the original end user that all parts shall be free from defects in materials and workmanship under normal use and service for a period of 2 years from date of installation. Date of installation shall not exceed 90 days from date of shipment. Parts within this 2 year period are covered under this warranty. Labor warranty will apply only to equipment sold and serviced through a Follett Authorized Distributor in its designated territory.

WARRANTY CONDITIONS

- Warranty labor must be performed by the local Follett authorized service agent.
- The equipment has been installed and operated in compliance with instructions provided by Follett.
- Malfunctions or damage due to alterations, improper operation, outdoor use, neglect, vandalism, fire, acts of God, or any situation beyond Follett's control are expressly excluded from this warranty.
- Follett reserves the right to require that any parts covered under this warranty be returned to Follett prepaid and verified as defective upon examination.
- Any damages resulting from shipment of the unit are expressly excluded. Follett advises customers to carefully examine all shipments prior to acceptance and note all potential damage concerns on the appropriate shipping papers.
- Excess labor charges resulting from security clearance procedures, safety training, travel time greater than one hour or 80 km (50 miles), premium time labor; after hours, weekends, holidays, etc., will not be covered by Follett Products, LLC and are the responsibility of the equipment owner.

This warranty is expressly made in lieu of other warranties, expressed or implied, including any implied warranty of merchantability or fitness for a particular purpose except as provided in the warranty with respect to defects in material and workmanship.

Follett Products, LLC will not be liable for any consequential damages, expenses, connecting or disconnecting charges, or any losses or damages resulting from a defect of the machine. Questions concerning this warranty should be directed to Follett technical service at +1 (877) 612-5086 (US and Canada), +1 (610) 252-7301 or Follett Europe technical service at +48 (58) 785-6140, Fax +48 (58) 785-6159.

Ice Pro automatic ice bagging and dispensing systems

Ice storage bin with automatic agitation to store and dispense cube or Chewblet® ice (made by Horizon series ice machines) into bags, carts, pails or Totes ice carrier. Increased labor-savings, sanitation and safety for foodservice operators. Up to 295 kg (650 lb) or 454 kg (1000 lb) storage capacity depending on model. All models are equipped with user-friendly control panel, lockable clear window, adjustable bag stand and insulated poly-molded ice storage area. All models include blower and timed dispense mode for automatic filling of bags. Foot pedal is standard on EDB1000SA and optional for EDB650SA. Each unit comes standard with 1 wicket of 125, 4 kg (8 lb) bags.

For additional product information, request form# 3630 for EDB650SA or 2345 for EDB1000SA.

Accessories for EDB650SA

Foot switch (item# 00115055) €428

Accessories for EDB1000SA

Leg extension kit raises unit by 16.51 cm (6.50") to accommodate carts up to 91.44 cm (36.00") and bags up to 18 kg (40 lb) and 85.93 cm (33.83") high (item# ABLEGEXT) €735

Reinforced top for 1000 models Contact Factory
(required if ice machine(s) weight exceeds 800 lb (363 kg) Add 2.12" (5.40 cm) to H).

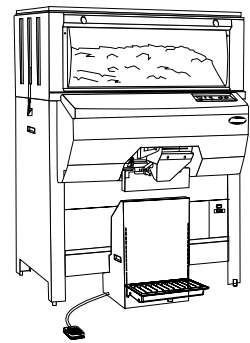
Drain pan assembly (required for some Vogt and Howe ice machines) no charge

Accessories for all models

Bostitch P-7 C-ring pliers for closing bags (item# 00137711) €221

Staples, blunt end, box of 2500 (item# 00137729) €65

Item number †	Cu. vol. m (cu ft)	Max. bin cap. kg (lb)	Width cm (in)	Depth cm (in)	Height w/ legs cm (in)	Req'd door access cm (in)	Approx. ship wt kg (lb)	List price
◆EDB650SA	0.57 (20.5)	295 (650)	85.7 (33.75)	122.6 (48.25)	168.9 (66.50)	87.0 (34.25)	209 (460)	€18,062
◆EDB1000SA	0.94 (33.3)	454 (1000)	132.1 (52.00)	115.6 (45.50)	182.2 (71.75)	87.0 (34.25)	320 (704)	€24,418



Ice Pro automatic bagging and dispensing systems

Ice storage and transport systems (ITS)

Elevated bin and cart systems use gravity-assist ice removal and casters to deliver outstanding labor and safety benefits. For use with Chewblet, cube or flake ice. All are equipped with poly liners, SmartGATE ice shield, and poly door with PowerHinge door hinge component. Each unit is standard with bin, base, SmartCART 240 ice cart (1, 2 or 3 depending on the number of bays) with lid and ice paddle. Full stainless exterior and base. Insulated cart is one-piece molded polyethylene with remove poly lid.

For additional product information, request form# 9130.

Accessories for ice storage and transport systems

Set of 6 Totes ice carriers (item# ABICETOTP) €791

Plastic ice shovel (item# ABICSHOVEL) €160

SmartCART 240 ice cart (item# ROTOCART) €1,768

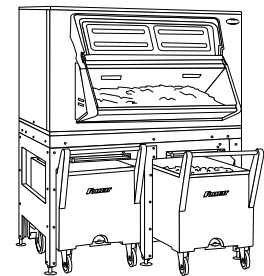
Additional ice paddle (item# ABICEPADDL) €152

Partition (2 and 3 bay only) €1,850

Reinforced top (required if ice machine(s) weight exceeds 454 kg (1000 lb). Add 5.37 cm (2.12") to H).

78.7 cm (31.00") and 152.4 cm (60.00") wide ITS €1,608

228.6 cm (90.00") wide ITS €2,061



ITS with (2) SmartCART 240 ice carts

See page 15 for additional accessory information.

Item number †	No. of carts	Max. bin cap. kg (lb)	Width cm (in)	Depth ¹ cm (in)	Height w/ legs cm (in)	Req'd door access cm (in)	Approx. ship wt kg (lb)	List price
ITS1700SG-90	3	779 (1716)	228.6 (90.00)	101.6 (40.00)	177.8 (70.00)	1042 (41)	444 (978)	€30,867

¹ Add 20.32 cm (8.00") to depth (D) for lower door assembly (easily removed for installation access).

† Purchase orders must clearly indicate the make and model of the ice machine(s) being used with the bin, to properly prepare the bin top. Lack of this information will result in a delay in order processing.

Ice•Device ice storage and dispensing systems – single door with SmartCART™ 75 ice cart

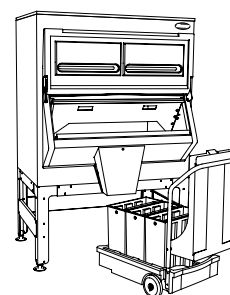
Labor saving elevated bins dispense ice out front chute. For use with cube or Chewblet ice only. Each is equipped with front chute, poly liner, SmartGATE ice shield, poly door with PowerHinge door hinge, 2.4 L (82 oz) plastic scoop, paddle and rake set. Full stainless exterior and base. All models include corrosion-resistant ABS/poly top custom cut for ice machine(s). For additional product information, request form# 9720.

Configurations shown below include a SmartCART 75 ice cart with 3 Totes ice carriers.

Accessories for Ice•Device ice storage and dispensing systems

Reinforced top (required if ice machine(s) weight exceeds 454 kg (1000 lb). Add 1.27 cm (0.5") to H)... €1,608

See page 15 for additional accessory information.



Single door Ice•Device
with SmartCART 75

Item number †	Max. bin cap. kg (lb)	Width cm (in)	Depth ¹ cm (in)	Height w/ legs cm (in)	Req'd door access cm (in)	Approx. ship wt kg (lb)	List price
DEV860SG-48-75 ²	209 (460)	76.2 (30.00)	78.7 (31.00)	160.0 (63.00)	81.3 (32.00)	205 (452)	€8,496
DEV1175SG-48-75	538 (1185)	121.9 (48.00)	78.7 (31.00)	204.5 (80.50)	81.3 (32.00)	219 (483)	€8,967
DEV1300SG-48-75	599 (1320)	121.9 (48.00)	78.7 (31.00)	213.4 (84.00)	81.3 (32.00)	216 (476)	€9,218
DEV1160SG-56-75	531 (1170)	142.2 (56.00)	78.7 (31.00)	189.2 (74.50)	81.3 (32.00)	214 (472)	€9,410
DEV1350SG-56-75	617 (1360)	142.2 (56.00)	78.7 (31.00)	204.5 (80.50)	81.3 (32.00)	237 (521)	€9,880
DEV1080SG-60-75 ²	490 (1080)	152.4 (60.00)	78.7 (31.00)	166.4 (65.50)	81.3 (32.00)	223 (490)	€9,118
DEV1325SG-60-75	602 (1325)	152.4 (60.00)	78.7 (31.00)	189.2 (74.50)	81.3 (32.00)	235 (518)	€9,880
DEV1650SG-60-75	754 (1660)	152.4 (60.00)	78.7 (31.00)	213.4 (84.00)	81.3 (32.00)	241 (532)	€10,013

¹ Add 20.32 cm (8.00") to depth (D) for lower door assembly (easily removed for installation access).

² DEV860SG-48 and DEV1080SG-60 do not have upper inspection doors.

Ice•Device ice storage and dispensing systems – single door with SmartCART 125 ice cart

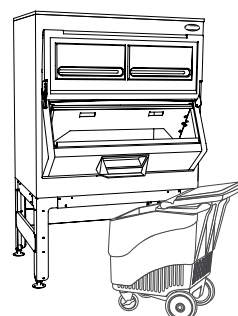
Labor-saving elevated bins dispense ice out of front chute. For use with cube or Chewblet ice only. Each is equipped with front chute, poly liner, SmartGATE ice shield, poly doors with PowerHinge door hinge, 2.4 L (82 oz) plastic ice scoop, paddle and rake set. Full stainless steel exterior and base. All models include a corrosion-resistant ABS/poly top, which is custom cut for ice machine(s). For additional product information, request form# 9720.

Configurations shown below include a SmartCART 125 ice cart which holds 57 kg (125 lb) of ice.

Accessories for Ice•Device ice storage and dispensing systems

Reinforced top (required if ice machine(s) weight exceeds 454 kg (1000 lb). Add 1.27 cm (0.5") to H)... €1,608

See page 15 for additional accessory information.



Single door Ice•Device
with SmartCART 125

Item number †	Max. bin cap. kg (lb)	Width cm (in)	Depth ¹ cm (in)	Height w/ legs cm (in)	Req'd door access cm (in)	Approx. ship wt kg (lb)	List price
DEV500SG-30-125	209 (460)	76.2 (30.00)	78.7 (31.00)	160.0 (63.00)	78.7 (31.00)	164 (361)	€6,264
DEV700SG-30-125	309 (680)	76.2 (30.00)	78.7 (31.00)	199.4 (78.50)	78.7 (31.00)	180 (396)	€7,071
DEV860SG-48-125 ²	391 (860)	121.9 (48.00)	78.7 (31.00)	166.4 (65.50)	81.3 (32.00)	208 (459)	€8,496
DEV1010SG-48-125	454 (1000)	121.9 (48.00)	78.7 (31.00)	189.2 (74.50)	81.3 (32.00)	212 (460)	€8,629
DEV1175SG-48-125	538 (1185)	121.9 (48.00)	78.7 (31.00)	204.5 (80.50)	81.3 (32.00)	230 (500)	€8,967
DEV1300SG-48-125	599 (1320)	121.9 (48.00)	78.7 (31.00)	213.4 (84.00)	81.3 (32.00)	222 (513)	€9,218
DEV1160SG-56-125	531 (1170)	142.2 (56.00)	78.7 (31.00)	189.2 (74.50)	81.3 (32.00)	217 (479)	€9,410
DEV1350SG-56-125	617 (1360)	142.2 (56.00)	78.7 (31.00)	204.5 (80.50)	81.3 (32.00)	240 (528)	€9,880
DEV1080SG-60-125 ²	490 (1080)	152.4 (60.00)	78.7 (31.00)	166.4 (65.50)	81.3 (32.00)	226 (497)	€9,118
DEV1325SG-60-125	602 (1325)	152.4 (60.00)	78.7 (31.00)	189.2 (74.50)	81.3 (32.00)	238 (525)	€9,880
DEV1475SG-60-125	676 (1490)	152.4 (60.00)	78.7 (31.00)	204.5 (80.50)	81.3 (32.00)	281 (620)	€9,774
DEV1650SG-60-125	754 (1660)	152.4 (60.00)	78.7 (31.00)	213.4 (84.00)	81.3 (32.00)	244 (539)	€10,013

¹ Add 20.32 cm (8.00") to depth (D) for lower door assembly (easily removed for installation access).

² DEV860SG-48 and DEV1080SG-60 do not have upper inspection doors.

† Purchase orders must clearly indicate the make and model of the ice machine(s) being used with the bin, to properly prepare the bin top. Lack of this information will result in a delay in order processing.

Ice•Device ice storage and dispensing systems – single door with Cambro® ICS125L cart


Labor-saving elevated bins dispense ice out of front chute. For use with cube or Chewblet ice only. Each is equipped with front chute, poly liner, SmartGATE ice shield, poly doors with PowerHinge door hinge, 2.4 L (82 oz) plastic ice scoop, paddle and rake set. Full stainless steel exterior and base. All models include a corrosion-resistant ABS/poly top, which is custom cut for ice machine(s). For additional product information, request form# 9720.

Configurations shown below include a Cambro brand model ICS125L ice cart which holds 57 kg (125 lb) of ice.

Accessories for Ice•Device ice storage and dispensing systems

Reinforced top (required if ice machine(s) weight exceeds 454 kg (1000 lb). Add 1.27 cm (0.5") to H)... €1,608

See page 15 for additional accessory information.



Single door Ice•Device with Cambro ICS125L cart

Item number †	Max. bin cap. kg (lb)	Width cm (in)	Depth¹ cm (in)	Height w/ legs cm (in)	Req'd door access cm (in)	Approx. ship wt kg (lb)	List price
DEV500SG-30-ICS125L	209 (460)	76.2 (30.00)	78.7 (31.00)	160.0 (63.00)	78.7 (31.00)	164 (361)	€6,264
DEV700SG-30-ICS125L	309 (680)	76.2 (30.00)	78.7 (31.00)	199.4 (78.50)	78.7 (31.00)	184 (406)	€7,071
DEV860SG-48-ICS125L²	391 (860)	121.9 (48.00)	78.7 (31.00)	166.4 (65.50)	81.3 (32.00)	213 (469)	€8,496
DEV1010SG-48-ICS125L	454 (1000)	121.9 (48.00)	78.7 (31.00)	189.2 (74.50)	81.3 (32.00)	214 (470)	€8,629
DEV1175SG-48-ICS125L	538 (1185)	121.9 (48.00)	78.7 (31.00)	204.5 (80.50)	81.3 (32.00)	222 (490)	€8,967
DEV1300SG-48-ICS125L	599 (1320)	121.9 (48.00)	78.7 (31.00)	213.4 (84.00)	81.3 (32.00)	224 (493)	€9,218
DEV1160SG-56-ICS125L	531 (1170)	142.0 (56.00)	78.7 (31.00)	189.2 (74.50)	81.3 (32.00)	283 (489)	€9,410
DEV1350SG-56-ICS125L	617 (1360)	142.0 (56.00)	78.7 (31.00)	204.5 (80.50)	81.3 (32.00)	244 (538)	€9,880
DEV1080SG-60-ICS125L²	490 (1080)	152.4 (60.00)	78.7 (31.00)	166.4 (65.50)	81.3 (32.00)	225 (497)	€9,118
DEV1325SG-60-ICS125L	602 (1325)	152.4 (60.00)	78.7 (31.00)	189.2 (74.50)	81.3 (32.00)	243 (535)	€9,880
DEV1475SG-60-ICS125L	676 (1490)	152.4 (60.00)	78.7 (31.00)	204.5 (80.50)	81.3 (32.00)	286 (630)	€9,774
DEV1650SG-60-ICS125L	754 (1660)	152.4 (60.00)	78.7 (31.00)	213.4 (84.00)	81.3 (32.00)	249 (549)	€10,013

¹ Add 20.32 cm (8.00") to depth (D) for lower door assembly (easily removed for installation access).

² DEV860SG-48 and DEV1080SG-60 do not have upper inspection doors.

Ice•Device ice storage and dispensing systems – single door with bagger

Labor-saving elevated bins dispense ice out of front chute. For use with cube or Chewblet ice only. Each is equipped with front chute, poly liner, SmartGATE ice shield, poly doors with PowerHinge door hinge, 2.4 L (82 oz) plastic ice scoop, paddle and rake set. Full stainless steel exterior and base. All models include a corrosion-resistant ABS/poly top, which is custom cut for ice machine(s).

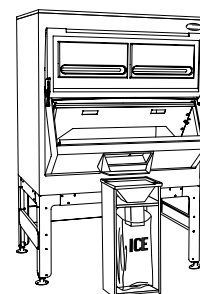
For additional product information, request form# 9720.

Configurations shown below include a bagger kit which includes 250 plastic bags of 4.5 kg (10 lb) capacity.

Accessories for Ice•Device ice storage and dispensing systems

Reinforced top (required if ice machine(s) weight exceeds 454 kg (1000 lb). Add 1.27 cm (0.5") to H)... €1,608

See page 15 for additional accessory information.



Single door Ice•Device with bagger kit

Item number †	Max. bin cap. kg (lb)	Width cm (in)	Depth¹ cm (in)	Height w/ legs cm (in)	Req'd door access cm (in)	Approx. ship wt kg (lb)	List price
DEV500SG-30-BG	209 (460)	76.2 (30.00)	78.7 (31.00)	160.0 (63.00)	78.7 (31.00)	155 (341)	€6,264
DEV700SG-30-BG	309 (680)	76.2 (30.00)	78.7 (31.00)	199.4 (78.50)	78.7 (31.00)	162 (356)	€7,071
DEV860SG-48-BG²	391 (860)	121.9 (48.00)	78.7 (31.00)	166.4 (65.50)	81.3 (32.00)	190 (419)	€8,496
DEV1010SG-48-BG	454 (1000)	121.9 (48.00)	78.7 (31.00)	189.2 (74.50)	81.3 (32.00)	191 (420)	€8,629
DEV1175SG-48-BG	538 (1185)	121.9 (48.00)	78.7 (31.00)	204.5 (80.50)	81.3 (32.00)	204 (450)	€8,967
DEV1300SG-48-BG	599 (1320)	121.9 (48.00)	78.7 (31.00)	213.4 (84.00)	81.3 (32.00)	201 (443)	€9,218
DEV1160SG-56-BG	531 (1170)	142.2 (56.00)	78.7 (31.00)	189.2 (74.50)	81.3 (32.00)	199 (439)	€9,410
DEV1350SG-56-BG	617 (1360)	142.2 (56.00)	78.7 (31.00)	204.5 (80.50)	81.3 (32.00)	237 (521)	€9,880
DEV1080SG-60-BG²	490 (1080)	152.4 (60.00)	78.7 (31.00)	166.4 (65.50)	81.3 (32.00)	208 (457)	€9,118
DEV1325SG-60-BG	602 (1325)	152.4 (60.00)	78.7 (31.00)	189.2 (74.50)	81.3 (32.00)	220 (485)	€9,880
DEV1475SG-60-BG	676 (1490)	152.4 (60.00)	78.7 (31.00)	204.5 (80.50)	81.3 (32.00)	263 (580)	€9,774
DEV1650SG-60-BG	754 (1660)	152.4 (60.00)	78.7 (31.00)	213.4 (84.00)	81.3 (32.00)	227 (499)	€10,013

¹ Add 20.32 cm (8.00") to depth (D) for lower door assembly (easily removed for installation access).

² DEV860SG-48 and DEV1080SG-60 do not have upper inspection doors.

† Purchase orders must clearly indicate the make and model of the ice machine(s) being used with the bin, to properly prepare the bin top. Lack of this information will result in a delay in order processing.

Ice•Device ice storage and dispensing systems – low-profile single door with Totes ice carrier

Labor-saving elevated bins dispense ice out of front chute. For use with cube or Chewblet ice only. Each is equipped with front chute, poly liner, SmartGATE ice shield, poly doors with PowerHinge door hinge, 2.4 L (82 oz) plastic ice scoop, paddle and rake set. Full stainless steel exterior and 25.4 cm (10.00") flanged legs. All models include a corrosion-resistant ABS/poly top, which is custom cut for ice machine(s).


For additional product information, request form# 9720.

Configurations shown below include a single polyethylene Totes ice carrier which holds 11 kg (25 lb) of ice.

Accessories for Ice•Device ice storage and dispensing systems

Reinforced top (required if ice machine(s) weight exceeds 454 kg (1000 lb). Add 1.27 cm (0.5") to H).. €1,608

See page 15 for additional accessory information.



Single door Ice•Device with Totes ice carrier

Item number †	Max. bin cap. lb (kg)	Width in (cm)	Depth ¹ in (cm)	Height w/ legs in (cm)	Req'd door access in (cm)	Approx. ship wt lb (kg)	List price
DEV500SG-30-LP	209 (460)	76.2 (30.00)	78.7 (31.00)	123.2 (48.50)	78.7 (31.00)	85 (186)	€4,991
DEV700SG-30-LP	309 (680)	76.2 (30.00)	78.7 (31.00)	162.6 (64.00)	78.7 (31.00)	104 (229)	€5,756
DEV860SG-48-LP ²	391 (860)	121.9 (48.00)	78.7 (31.00)	128.3 (50.50)	81.3 (32.00)	131 (288)	€7,223
DEV1010SG-48-LP	454 (1000)	121.9 (48.00)	78.7 (31.00)	152.4 (60.00)	81.3 (32.00)	126 (277)	€7,356
DEV1175SG-48-LP	538 (1185)	121.9 (48.00)	78.7 (31.00)	167.6 (66.00)	81.3 (32.00)	145 (319)	€7,694
DEV1300SG-48-LP	599 (1320)	121.9 (48.00)	78.7 (31.00)	175.3 (69.00)	81.3 (32.00)	155 (342)	€7,945
DEV1160SG-56-LP	531 (1170)	142.2 (56.00)	78.7 (31.00)	152.4 (60.00)	81.3 (32.00)	134 (296)	€8,136
DEV1350SG-56-LP	617 (1360)	142.2 (56.00)	78.7 (31.00)	167.6 (66.00)	81.3 (32.00)	160 (353)	€8,607
DEV1080SG-60-LP ²	490 (1080)	152.4 (60.00)	78.7 (31.00)	128.3 (50.50)	81.3 (32.00)	135 (297)	€7,845
DEV1325SG-60-LP	602 (1325)	152.4 (60.00)	78.7 (31.00)	152.4 (60.00)	81.3 (32.00)	169 (373)	€8,607
DEV1475SG-60-LP	676 (1490)	152.4 (60.00)	78.7 (31.00)	167.6 (66.00)	81.3 (32.00)	162 (356)	€8,501
DEV1650SG-60-LP	754 (1660)	152.4 (60.00)	78.7 (31.00)	175.3 (69.00)	81.3 (32.00)	153 (336)	€8,740

¹ Add 20.32 cm (8.00") to depth (D) for lower door assembly (easily removed for installation access).

² DEV860SG-48 and DEV1080SG-60 do not have upper inspection doors.

Ice•Device ice storage and dispensing systems – double door with (2) SmartCART 75 ice carts

Labor-saving elevated bins dispense ice out of front chute(s). For use with cube or Chewblet ice only. Each is equipped with two front chutes, poly liner, SmartGATE ice shield, poly doors with PowerHinge door hinge, 2.4 L (82 oz) plastic ice scoop, paddle and rake set. Full stainless steel exterior and base. All models include a stainless steel top, which is custom cut for ice machine(s).

For additional product information, request form# 2320.

Configurations shown below include (2) SmartCART 75 ice carts, each with 3 polyethylene Totes ice carriers, each holding 11 kg (25 lb) of ice for a total of 34 kg (75 lb) per cart. Carts can store below bin.

Other configurations available for double door Ice•Device:


SmartCART 125 ice cart Same price as below
Cambro brand ICS125L cart..... Same price as below
Bagger kit option..... Same price as below

Accessories for Ice•Device ice storage and dispensing systems

Center partition €1,545

Reinforced top – (req'd if ice machine(s) weight exceeds 454 kg (1000 lb). Add 5.38 cm (2.12") to H).. €2,061

See page 15 for additional accessory information.



Double door Ice•Device with (2) SmartCART 75 ice carts

Item number †	Max. bin cap. kg (lb)	Width cm (in)	Depth ¹ cm (in)	Height w/ legs cm (in)	Req'd door access cm (in)	Approx. ship wt kg (lb)	List price
DEV2100SG-72-75	958 (2110)	182.9 (72.00)	101.6 (40.00)	191.8 (75.50)	104.1 (41.00)	381 (841)	€17,016
DEV2250SG-72-75	1022 (2250)	182.9 (72.00)	121.9 (48.00)	176.5 (69.50)	116.8 (46.00)	344 (863)	€17,218
DEV2650SG-72-75	1203 (2650)	182.9 (72.00)	101.6 (40.00)	217.2 (85.50)	104.1 (41.00)	428 (943)	€19,242
DEV3200SG-72-75	1471 (3240)	182.9 (72.00)	121.9 (48.00)	224.8 (88.50)	88.9 (35.00)	519 (1144)	€20,481
DEV3900SG-72-75	1789 (3940)	182.9 (72.00)	121.9 (48.00)	255.3 (100.50)	111.8 (44.00)	574 (1263)	€22,272
DEV4600SG-72-75	2107 (4640)	182.9 (72.00)	121.9 (48.00)	284.5 (112.00)	119.4 (47.00)	579 (1276)	€23,563

¹ Add 20.32 cm (8.00") to depth (D) for lower door assembly (easily removed for installation access).

† Purchase orders must clearly indicate the make and model of the ice machine(s) being used with the bin, to properly prepare the bin top. Lack of this information will result in a delay in order processing.


Upright ice storage bins – single door with SmartGATE ice shield

Ice storage bins with industry-exclusive SmartGATE ice shield. Complete stainless exterior standard, including stainless back and bottom. All bins include a poly liner and corrosion-resistant ABS/poly top which is custom cut for ice machine(s), 15.24 cm (6.00") stainless steel adjustable legs and 2.4 L (82 oz) plastic ice scoop.

For additional product information, request form# 9140.

Accessories for single door upright bins

Plastic ice shovel (item# ABICSHOVEL)	€160
Ice paddle (item# ABICEPADDL46)	€152
Ice rake (item# AB36RAKE)	€192
15.24 cm (6.00") stainless flanged legs (set of 4) (item# ABSPECLEG3)	€324
25.4 cm (10.00") stainless flanged legs (set of 4) (item# 00151647)	€418
Center partition – single door uprights.	€1,662
Reinforced top (required if ice machine(s) weight exceeds 454 kg (1000 lb). Add 1.27 cm (0.5") to H) ..	€1,608



Single door upright

See page 15 for additional accessory information.

Item number †	Max. bin cap. kg (lb)	Width cm (in)	Depth ¹ cm (in)	Height w/ legs cm (in)	Req'd door access cm (in)	Approx. ship wt kg (lb)	List price
SG860S-48	391 (860)	121.9(48.00)	78.7 (31.00)	118.1 (46.50)	81.3 (32.00)	116 (255)	€5,798
SG1175S-48	538 (1185)	121.9 (48.00)	78.7 (31.00)	157.5 (62.00)	81.3 (32.00)	136 (298)	€6,269
SG1350S-56	617 (1360)	142.2 (56.00)	78.7 (31.00)	157.5 (62.00)	81.3 (32.00)	147 (322)	€7,566
SG1080S-60	490 (1080)	152.4 (60.00)	78.7 (31.00)	118.1 (46.50)	81.3 (32.00)	161 (355)	€6,507

¹ Add 20.32 cm (8.00") to depth (D) for lower door assembly (easily removed for installation access).

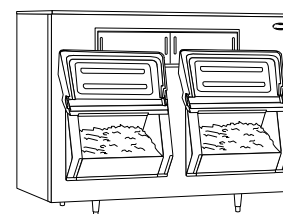
Upright ice storage bins – double door with SmartGATE ice shield

Ice storage bins with industry-exclusive SmartGATE ice shield. Complete stainless exterior standard, including stainless back and bottom. All bins include a poly liner and stainless top which is custom cut for ice machine(s), 15.24 cm (6.00") stainless steel adjustable legs and 2.4 L (82 oz) plastic ice scoop.

For additional product information, request form# 9145.

Accessories for double door upright bins

Plastic ice shovel (item# ABICSHOVEL)	€160
Ice paddle (item# ABICEPADDL)	€152
Ice rake (item# ABICERAKE)	€192
15.24 cm (6.00") stainless flanged legs (set of 4) (item# ABSPECLEG3)	€324
Center partition – double door uprights	€1,662
Reinforced top (required if ice machine(s) weight exceeds 454 kg (1000 lb). Add 5.38 cm (2.12") to H) ..	€2,061



Double door upright

See page 15 for additional accessory information.

Item number †	Max. bin cap. kg (lb)	Width cm (in)	Depth ¹ cm (in)	Height w/ legs cm (in)	Req'd door access cm (in)	Approx. ship wt kg (lb)	List price
SG1850-96	849 (1870)	243.8 (96.00)	78.7 (31.00)	1269 (51.0)	81.3 (32.00)	205 (450)	€15,189
SG2100-72	958 (2110)	182.9 (72.00)	101.6 (40.00)	1448 (57.0)	104.1 (41.00)	221 (486)	€12,835
SG2250-72	1022 (2250)	182.9 (72.00)	121.9 (48.00)	1283 (50.5)	116.8 (46.00)	235 (516)	€12,863
SG2650-72	1203 (2650)	182.9 (72.00)	101.6 (40.00)	1690 (66.5)	104.1 (41.00)	259 (571)	€15,387
SG3200-72 ²	1471 (3240)	182.9 (72.00)	121.9 (48.00)	1766 (69.5)	88.9 (35.00)	346 (762)	€16,130
SG3900-72 ²	1789 (3940)	182.9 (72.00)	121.9 (48.00)	2071 (81.5)	111.8 (44.00)	379 (835)	€18,417
SG4600-72 ²	2107 (4640)	182.9 (72.00)	121.9 (48.00)	2363 (93.0)	119.4 (47.00)	409 (901)	€18,922

¹ Add 20.32 cm (8.00") to depth (D) for lower door assembly (easily removed for installation access).

² Ships in two sections.

† Purchase orders must clearly indicate the make and model of the ice machine(s) being used with the bin, to properly prepare the bin top. Lack of this information will result in a delay in order processing.

Replacement stainless steel tops for ice storage bins

Available EXW Incoterms 2010 – Easton, PA USA and Wislina, Poland

Order must include complete model number of ice machine to be used in conjunction with bin.

Bin series	Width cm (in)	Depth (at top) cm (in)	Replacement top EXW Easton, PA USA item#	Replacement top EXW Wislina, Poland item#	List price
Slope front bins					
	55.9 (22.00)	69.8 (27.50)	00117820	00190736	€447
	76.2 (30.00)	69.8 (27.50)	AB425TOP00	00190744	€663
	109.2 (43.00)	69.8 (27.50)	00946251	00946251	€675
	111.8 (44.00)	69.8 (27.50)	AB650TOP00	00190751	€911
	121.9 (48.00)	69.8 (27.50)	AB725TOP00	00190769	€986
	132.1 (52.00)	69.8 (27.50)	AB750TOP00	00190777	€1,057

Single door upright bins and single door Ice•Device ice storage and dispensing systems for bins manufactured before 2007

76.2 (30.00)	78.7 (31.00)	AB7010TOP0	00190785	€1,157
121.9 (48.00)	78.7 (31.00)	AB1010TOPS	00190793	€1,379
142.2 (56.00)	78.7 (31.00)	AB1350TOP0	00190801	€1,494
152.4 (60.00)	78.7 (31.00)	AB1475TOP0	00190819	€1,494

Double door upright bins	243.8 (96.00)	78.7 (31.00)	AB1850TOP0	N/A	€2,023
---------------------------------	---------------	--------------	------------	-----	--------

Double door upright bins and double door Ice•Device ice storage and dispensing systems

182.9 (72.00)	101.6 (40.00)	AB2650TOP0	N/A	€1,913
182.9 (72.00)	121.9 (48.00)	AB4600TOP0	N/A	€2,023

Ice transport systems (ITS)

78.7 (31.00)	101.6 (40.00)	ABITS70TOP	00190835	€1,379
152.4 (60.00)	101.6 (40.00)	ABITS13TOP	00190843	€1,716
228.6 (90.00)	101.6 (40.00)	ABITS32TOP	N/A	€2,029

EDB1000 Ice Pro automatic ice bagging and dispensing system

76.2 (30.00)	78.7 (31.00)	01341882	N/A	€1,509
132.1 (52.00)	86.4 (34.00)	00104828	00190868	€1,509

Replacement ABS bin tops for ice storage bins






Available EXW Incoterms 2010 – Easton, PA USA only

	Width cm (in)	Depth (at top) cm (in)	Replacement top item#	List price
Single door upright and single door Ice•Device ice storage and dispensing systems for bins manufactured after 2007				
Full top	76.2 (30.00)	78.7 (31.00)	00168138	€1,169
Full top	121.9 (48.00)	78.7 (31.00)	00168146	€1,392
Full top	142.2 (56.00)	78.7 (31.00)	00168153	€1,494
Full top	152.4 (60.00)	78.7 (31.00)	00168161	€1,494




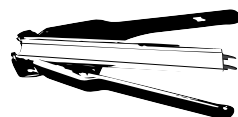
Flexi-Top ice bin top systems

Flexi-Top ice bin top systems make stocking bins simple – eliminates the need to know what specific ice machine will be used before the order. Available for 121.9 cm (48.00") and 152.4 cm (60.00") wide single door uprights and Ice•Device ice storage and dispensing systems. Contact factory for more information.






Ice handling accessories

Ice carts and Totes ice carrier ordering guidelines					
	SmartCART 75 Item# 00112771 	SmartCART 125 Item# LSC125 	SmartCART 240¹ Item# ROTOCART 	Cambro ICS125L Item# ICS125L 	Totes Item# ABICETOTP (six) Item# 502263 (single) 
	Perfect for moving small quantities of ice to manually fill storage receptacles. 34 kg (75 lb) capacity. Includes 3 Totes ice carriers. 54.6 x 86.4 x 99.1 cm (21.50"W x 34.00"D x 39.00"H) Ship wt – 25 kg (53 lb) List Price €1,338	Fully insulated poly with 57 kg (125 lb) capacity and flip-up lid makes an excellent working cart for portable bars. 57.2 x 71.8 x 85.1 cm (22.50"W x 28.30"D x 33.50"H) Ship wt – 28 kg (60 lb) List Price €1,338	Fully insulated poly with removable lid. 109 kg (240 lb) capacity for transporting large quantities of ice. 61.6 x 105.4 x 90.8 cm (24.25"W x 41.50"D x 35.75"H) Ship wt – 35 kg (75 lb) List Price €1,768	Fully insulated poly with slide back lid with 57 kg (125 lb) capacity. Perfect for sliding under bars. 58.4 x 79.5 x 74.3 cm (23.00"W x 31.30"D x 29.25"H) Ship wt – 32 kg (70 lb) List Price €1,820	Comfortable handle, easy distribution of ice from longer side. Limits lifted load to 12 kg (25 lb). 18.08 x 39.7 x 38.1 cm (7.12"W x 15.62"D x 15.00"H) Set of 6 Totes Ship wt – 16 kg (34 lb) List Price €791 Single Tote Ship wt – 3 kg (7 lb) List Price €139
Bin series	✓ = May be ordered separately n/r = Not recommended for use with model				
Slope Front	✓	✓	✓	✓	✓
Single Door Upright	✓	✓	✓	✓	✓
Double Door Upright	✓	✓	✓	✓	✓
Single Door Ice•Device	✓	✓ ¹	n/r	✓ ¹	✓
Double Door Ice•Device	✓	✓ ¹	n/r	✓ ¹	✓
Ice Transport System	n/r	n/r	✓	n/r	✓
Ice Pro	✓	✓	✓	✓	✓

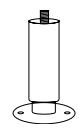



¹ Requires use of the 10.16 cm (4.00") chute (item# ABDVCHUT4).

Ice bagging accessory ordering guidelines				
	Bagger Kit Item# ABBAGGERKT 	3.6 kg (8 lb) Ice Bag Item# 00116434 	9.1 kg (20 lb) Ice Bag Item# 00138370 	C-ring pliers – Item# 00137711 C-ring – Item# 00137729 
	Bagger kit includes bagger assembly, tape dispenser with tape and 250 plastic bags of 5 kg (10 lb) capacity. 27.9 x 34.6 x 73.7 cm (11.00"W x 13.63"D x 29.00"H) Ship wt – 10 kg (20 lb) List Price €1,140	125 bags per wicket – 8 wickets per case. 1.25 mil. poly bag. 26.7 x 10.16 x 48.3 cm (10.5 "W x 4.00"D x 19.00"H) Ship wt – 11 kg (24 lb) List Price €163	125 bags per wicket – 4 wickets per case. 2.25 mil. poly bag. 35.6 x 11.43 x 68.6 cm (14.00"W x 4.50"D x 27.00"H) Ship wt – 12 kg (27 lb) List Price €233	Bostitch P-7 C-ring pliers for bag closure. Automatic C-ring feed. Ship wt – 3.6 kg (8 lb) List Price €221 Aluminum blunt-end C-rings for use with Bostitch P-7 C-ring pliers. 2500 per box. Ship wt – 2 kg (3 lb) List Price €65
Bin series	✓ = May be ordered separately n/r = Not recommended for use with model			
Slope Front	✓	n/r	n/r	n/r
Single Door Upright	✓	n/r	n/r	n/r
Double Door Upright	✓	n/r	n/r	n/r
Single Door Ice•Device	✓ ¹	n/r	n/r	n/r
Double Door Ice•Device	✓ ¹	n/r	n/r	n/r
Ice Transport System	n/r	n/r	n/r	n/r
Ice Pro	n/r	✓	✓	✓

¹ Requires use of the 10.16 cm (4.00") chute (item# ABDVCHUT4).

Shovel, scoop and paddle ordering guidelines					
	Paddle Item# ABICEPADDL46 118.1 cm (46.50") or Item# ABICEPADDL 147.3 cm (58.50")  High density poly paddle breaks ice bridges with ease. Includes bracket. 118.1 cm (46.50") Ship wt – 4 kg (9 lb) List Price €152 147.3 cm (58.50") Ship wt – 4 kg (9 lb) List Price €152	Rake Item# AB36RAKE 96.5 cm (38.00") or Item# ABICERAKE 127.0 cm (50.00")  Draws ice to front of bin for easier access. Vinyl handle, aluminum shaft, stainless steel rake head. Includes bracket. 96.5 cm (38.00") Ship wt – 4 kg (9 lb) List Price €192 127.0 cm (50.00") Ship wt – 4 kg (9 lb) List Price €192	Shovel Item# ABICSHOVEL 94.0 cm (37.00")  Heavy duty poly construction. Efficient removal of ice from bin. Ship wt – 3 kg (6 lb) List Price €160	Scoop Item# 00146365 1.9 L (64 oz)  San Jamar® Saf-T-Ice® Guardian scoop® system. Minimizes contact with ice, includes storage rack for scoop. Ship wt – 3 kg (6 lb) List Price €170	Scoop Item# ABICESCOOP 2.4 L (82 oz)  Large poly scoop for manual removal of ice from bins. No bracket provided. Ship wt – 2 kg (3 lb) List Price €37

Bin series	✓ = May be ordered separately n/r = Not recommended for use with model						
	118.1 cm	147.3 cm	96.5 cm	127.0 cm			
Slope Front	✓	n/r	n/r	n/r	n/r	✓	✓
Single Door Upright	✓	n/r	✓	n/r	✓	✓	✓
Double Door Upright	n/r	✓	n/r	✓	✓	✓	✓
Single Door Ice•Device	✓	n/r	✓	n/r	n/r	✓	✓
Double Door Ice•Device	n/r	✓	n/r	✓	n/r	✓	✓
Ice Transport System	n/r	✓	n/r	✓	✓	✓	✓
Ice Pro	n/r	n/r	n/r	n/r	n/r	n/r	n/r

Stainless steel leg accessory ordering guidelines				
	15.24 cm (6.00") with flanged feet. Set of (4). Item# ABSPECLEG3  Ship wt – 3 kg (7 lb) List Price €324	20.32 cm (8.00") bullet leg with stabilizer. Set of (4). Item# AB8INLEGSS  Ship wt – 5 kg (10 lb) List Price €382	25.4 cm (10.00") with flanged feet. Set of (4). Item# 00151647  Ship wt – 6 kg (13 lb) List Price €418	30.5 cm (12.00") bullet leg. Set of (4). Item# ABSPECLEG1  Ship wt – 5 kg (11 lb) List Price €469
Bin series	✓ = May be ordered separately n/r = Not recommended for use with model			
Slope Front	✓	✓	✓	✓
Single Door Upright	✓	✓	✓	n/r
Double Door Upright	✓	✓	n/r	n/r
Single Door Ice•Device	n/r	n/r	n/r	n/r
Double Door Ice•Device	n/r	n/r	n/r	n/r
Ice Transport System	n/r	n/r	n/r	n/r
Ice Pro	n/r	n/r	n/r	n/r

Incoterms is a trademark of the International Chamber of Commerce.
Cambro is a registered trademark of Cambro Manufacturing Company in the US.
Bostitch is a registered trademark of Stanley Black and Decker.
Saf-T-Ice is a registered trademark of San Jamar, a division of the Coleman Group, Inc. in the US.
FLEXI-TOP, HORIZON ELITE, ICE•DEVICE, ICE PRO, POWERHINGE, SMARTCART and TOTES are trademarks of Follett Products, LLC.
CHEWBLET, FOLLETT and SMARTGATE are registered trademarks of Follett Products, LLC, registered in the US.

Follett Europe Polska Sp. z o.o.
Mokry Dwór 26C 83-021 Wiślina, Poland
Phone: +48 (58) 785-6140 | Fax: +48 (58) 785-6159
folletteurope.com

FOLLETT®

801 Church Lane | Easton, PA 18040, USA
1.610.252.7301 | Fax: +1.610.250.0696 | follettice.com



2925-20211101 | © Follett Products, LLC