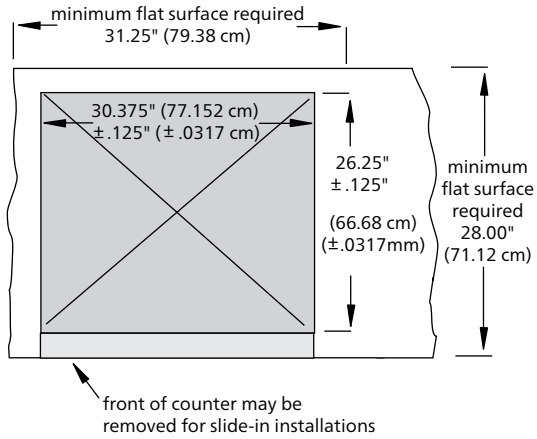


counter cutout detail and clearance requirements

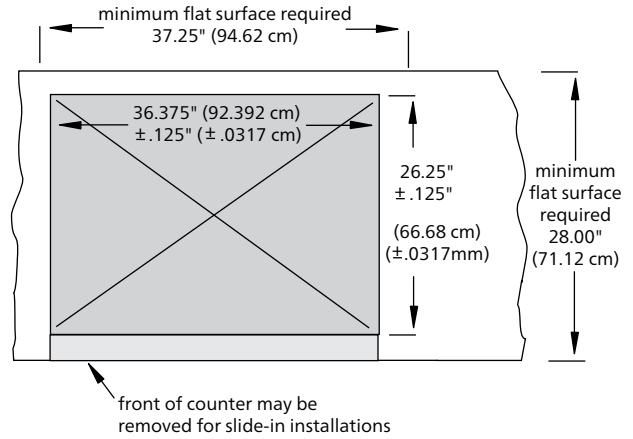
VU155N and VU155 series with 8 valves and CVU155N series drop-in installation

Plan View



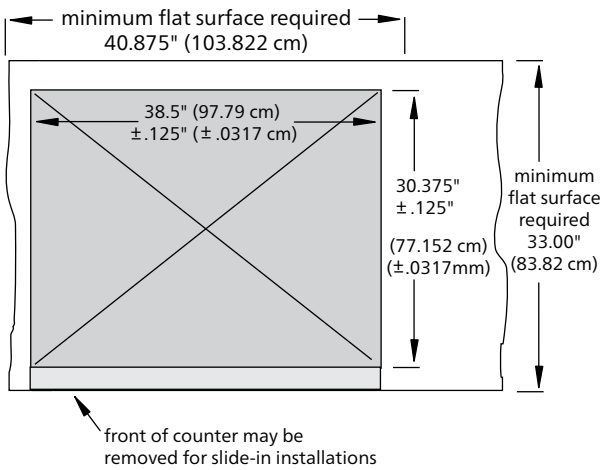
VU155 series with 10 valves drop-in installation

Plan View



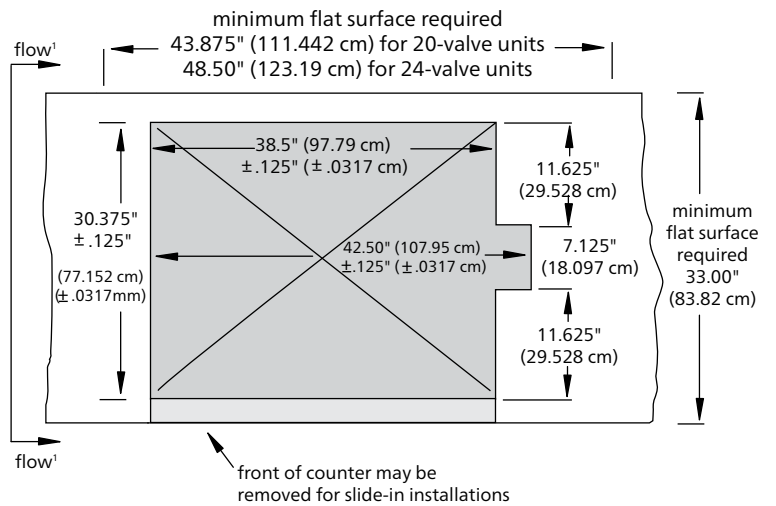
VU300 and CVU300 series drop-in installation

Plan View



VUD300 series (dual-sided dispensing) drop-in installation

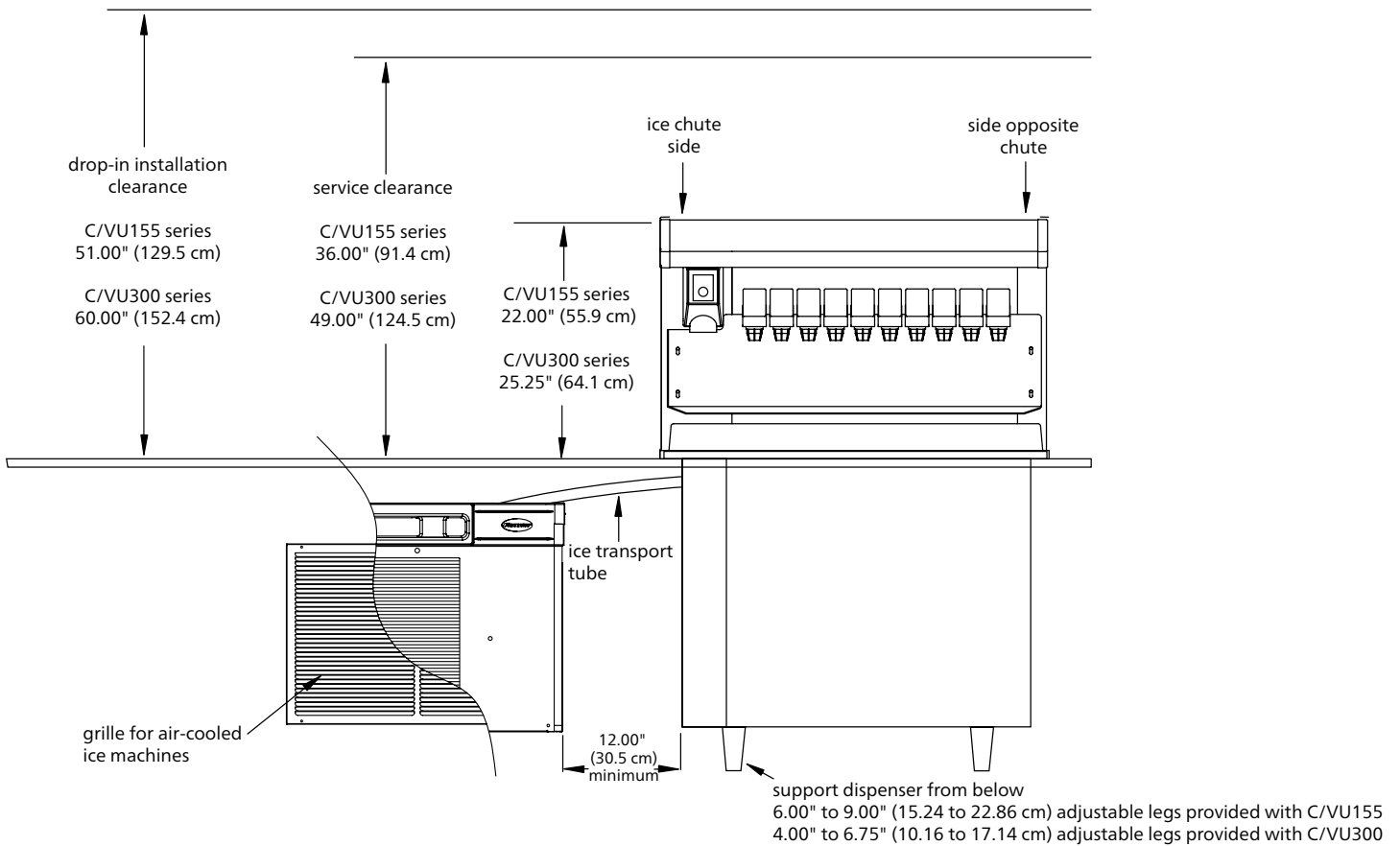
Plan View



¹NOTE: Cutout accommodates flow pattern shown (ice first, then beverage). Reverse cutout for opposite flow.

Dispenser clearance information

Front View



Clearance and support requirements²

| | VU155 and CVU155 series | VU300 and CVU300 series | VU300MD series |
|---|--|--|---------------------------|
| Dispenser | | | |
| Above counter for drop-in installations | 51.00" (129.5 cm) | 60.00" (152.4 cm) | 60.00" (152.4 cm) |
| Above counter for services access (auger removal) | 36.00" (91.4 cm) | 49.00" (124.5 cm) | 49.00" (124.5 cm) |
| Side of dispenser opposite ice chute | 12.00" (30.5 cm) | Zero clearance required. 6.00" (15.24 cm) clearance required if tube enters this side. | 12.00" (30.5 cm) |
| Side of dispenser with ice chute | Zero clearance required. 6.00" (15.24 cm) clearance required if tube enters this side. | 12.00" (30.5 cm) | 12.00" (30.5 cm) |
| Removable counter panel for access | Side opposite ice chute | Ice chute side | Both sides |
| Support requirement for dispenser | Legs or channels | Legs or channels | Legs or channels |
| Ice machine | | | |
| Between ice machine and dispenser | 12.00" (30.5 cm) if utilities are on same side | 12.00" (30.5 cm) if utilities are on same side | 12.00" (30.5 cm) |
| Between two ice machines | 1.00" (2.54 cm) | 1.00" (2.54 cm) | 1.00" (2.54 cm) |
| Above ice machines | 1.00" (2.54 cm) | 1.00" (2.54 cm) | 1.00" (2.54 cm) |
| Counter depth for ice machines | 24.00" (61.0 cm) | 24.00" (61.0 cm) | 24.00" (61.0 cm) |
| Maximum counter thickness for ice tube entry | 1.50" (3.81 cm) | 1.375" (3.49 cm) | 1.375" (3.49 cm) |
| Support requirements for ice machines | Machine stand or channels | Machine stand or channels | Machine stand or channels |

² Contact factory if these conditions cannot be met.

VISION is a trademark of Follett Products, LLC.

FOLLETT is a registered trademark of Follett Products, LLC, registered in the US.

Follett reserves the right to change specifications at any time without obligation. Certifications may vary depending on country of origin.

Vision counter cutout and clearance requirements