








| 2018

effective January 1
updated February 16



- medical-grade refrigerators 
- medical-grade freezers 
- ice and water dispensers 
- ice machines 
- slope front bins 



LIST PRICE SCHEDULE

Contents

MEDICAL-GRADE REFRIGERATORS AND FREEZERS	4
Follett authorized services ¹ – Authorized delivery, installation, and start-up options	5
REF1 and REF2 countertop refrigerators	6
REF4P and REF5P Performance Plus undercounter refrigerators	7
REF5BBP-T Performance Plus undercounter blood bank refrigerators	8
REF20-LB/PH, REF25-LB/PH and REF45-LB/PH single and double door upright refrigerators for laboratory and pharmacy	9
REF20-BB, REF25-BB and REF45-BB single and double door upright refrigerators for blood banks	10
FZR1 and FZR2 countertop freezers	11
FZR4P and FZR5P Performance Plus undercounter freezers	12
FZR5PLP-T Performance Plus undercounter plasma freezer	13
FZR20-LB and FZR25-LB single door upright freezers for laboratory and pharmacy	14
FZR20 and FZR25 single door upright freezers for plasma	15
ICE AND WATER DISPENSERS	16
Symphony Plus 12 series ice and water dispensers	17
Symphony Plus 12 series ice-only dispensers	17
Symphony Plus 25 and 50 series ice and water dispensers with removable ice machine	18
Symphony Plus 25 and 50 series ice-only dispensers	19
Symphony Plus 110 series ice and water dispensers with removable ice machine	20
Symphony Plus 110 series manual load ice and water dispensers	20
Symphony Plus 110 series ice-only dispensers	21
ICE AND WATER DISPENSER ACCESSORIES	22
Water treatment accessories for Symphony Plus ice and water dispensers	22
Cleaning and sanitizing accessories for Symphony Plus ice and water dispensers	22
Other accessories for Symphony Plus ice and water dispensers	22
Replacement ice machine for use in existing Symphony and Symphony Plus dispensers	24
Replacement ice machine ordering matrix	24
ICE MACHINES	25
425 series – Integrated icemaker bin	26
425 series – Maestro Plus flake ice machines for ice storage bin	27
425 series – Maestro Plus Chewblet ice machines for ice storage bins	28
425 series – Maestro Plus Chewblet ice machines for countertop ice and beverage dispensers	28
Top kits for top mount model Maestro Plus 425 series ice machines used with countertop ice and beverage dispensers	29
Top kits for RIDE model Maestro Plus and Horizon series ice machines for use with countertop ice and beverage dispensers	29
700 series – Horizon Chewblet ice machines for ice storage bins	30
700 series – Horizon Chewblet ice machines for countertop ice and beverage dispensers	31
Top kits for RIDE model Horizon series ice machines for use with countertop ice and beverage dispensers	32
Top kits for Horizon series ice machines used with countertop ice and beverage dispenser	32
ICE MACHINE ACCESSORIES	33
Water treatment accessories for ice machines	33
Other accessories for ice machines	33
ICE STORAGE, ICE TRANSPORT AND ICE HANDLING	34
Slope front bins	35

Medical-grade refrigerators and freezers

Follett medical grade refrigerators and freezers provide the consistent, stable temperatures and access security required for patient floor, lab and pharmacy applications. Heavy-duty compressors and powerful forced-air cooling provide exceptional temperature consistency, quick temperature pull down and rapid recovery following door openings.

Warranty

Medical-grade countertop and undercounter refrigerators and freezers

Follett LLC warrants to the original end user that all parts shall be free from defects in material and workmanship under normal use and service for a period of 2 years from the date of installation. Date of installation shall not exceed 90 days from date of shipment. Parts and labor for repair within this 2 year period are covered under this warranty.

The compressor shall be covered for an additional 3 years (parts only), for a total of 5 years from the date of installation.

Medical-grade upright refrigerators and freezers

Follett LLC warrants to the original purchaser that all parts shall be free from defects in material and workmanship under normal use and service for a period of 2 years from the date of installation. Date of installation shall not exceed 90 days from date of shipment. Parts and labor for repair within this 2 year period are covered under this warranty.

The compressor shall be covered for an additional 3 years (parts only), for a total of 5 years from the date of installation.

WARRANTY CONDITIONS

1. Warranty labor must be performed by the local Follett authorized service agent.
2. The equipment has been installed and operated in compliance with instructions provided by Follett.
3. Malfunctions or damage due to alterations, improper operation, outdoor use, neglect, vandalism, fire, acts of God, or any situation beyond the control of Follett are expressly excluded from this warranty.
4. Follett reserves the right to require that any parts covered under this warranty be returned to Follett prepaid and verified as defective upon examination.
5. Any damages resulting from shipment of the unit are expressly excluded. Follett advises customers to carefully examine all shipments prior to acceptance and note all potential damage concerns on the appropriate shipping papers.
6. Excess labor charges resulting from security clearance procedures, safety training, travel time greater than one hour or 50 miles (80 km), premium time labor; after hours, weekends, holidays, etc., will not be covered by Follett LLC and are the responsibility of the equipment owner.

This warranty is expressly made in lieu of other warranties, expressed or implied, including any implied warranty of merchantability or fitness for a particular purpose except as provided in the warranty with respect to defects in material and workmanship. Follett LLC will not be liable for any consequential damages, expenses, connecting or disconnecting charges, or any losses or damages resulting from a defect of the machine. Questions concerning this warranty should be directed to Follett LLC, technical service at +1 (877) 612-5086 or +1 (610) 252-7301.

Terms

- Products for sale meet all regulatory compliances as noted in the appropriate Follett Product Specification Sheet at the time of sale. Customer understands and accepts these products as meeting the designated regulatory compliances.
- Net 30 day terms on approved accounts
- Prices subject to change without notice
- Specifications subject to change without notice
- This price list supersedes all others
- **Pricing is in USD**
- **Unless otherwise directed, Follett will contract for carriage at buyer's risk and expense**
- **FCA Easton, PA USA Incoterms 2010**

Return Policy

Non-standard equipment cannot be returned.

Follett equipment may be returned for credit under the following conditions:

1. The equipment is new and unused.
2. A return authorization number has been issued by customer service within 45 days after shipment.
3. Follett receives the equipment at the factory in Easton, PA within 30 days after issuance of the return authorization number.
4. The equipment must be returned in Follett packaging. If the packaging has been damaged or discarded, Follett will forward new packaging at the customer's expense.

Note: Return freight charges are the responsibility of the customer. If equipment is returned and is damaged because of improper packaging, Follett LLC will not be held responsible.

Credit will be issued when the equipment has been inspected by Follett and deemed suitable to be returned to stock.

Note: A 20% restocking charge will be deducted from the credit. If the cost to return the product to stock exceeds 20%, the actual cost will be deducted.

Follett authorized services¹ – Authorized delivery, installation, and start-up options

Authorized delivery

Equipment is shipped to Follett service partner, delivered to customer's facility, and positioned in final customer-designated location by certified technicians. All packaging material is removed from unit and discarded.

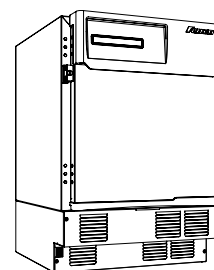

Authorized delivery, installation and start-up

Equipment is shipped to Follett service partner, delivered to customer's facility, and positioned in final customer-designated location by certified technicians. Certified Follett technician will remove and discard all packaging material, install casters and accessories, make all electrical connections, and complete set up to ensure the unit is fully operational and ready to be used by customer.

For additional product information and terms and conditions, request form# 6740 for countertop and undercounter refrigerators and freezers, 6735 for single door upright refrigerators and freezers, or 8125 for double door upright refrigerators.

Countertop and undercounter refrigerators and freezers

	Authorized delivery	Authorized delivery, installation and start-up
Item number	AD1	AS1
Model number		
REF1 and REF2		
REF1-KP and REF2-KP		
REF1-PR and REF2-PR		
FZR1 and FZR2	First unit: \$225	First unit: \$325
FZR1-KP and FZR2-KP	Subsequent units to same location: \$125	Subsequent units to same location: \$125
REF4P and REF5P		
REF4P-T and REF5P-T	Removal and disposal of existing refrigerator or freezer: \$125	Removal and disposal of existing refrigerator or freezer: \$125
REF5BBP-T		
FZR4P and FZR5P		
FZR4P-T and FZR5P-T		
FZRPLP-T		



Single door upright refrigerators and freezers

	Authorized delivery	Authorized delivery, installation and start-up
Item number	AD2	AS2
Model number		
REF20-LB and REF25-LB	First unit: \$325	First unit: \$475
REF20-PH and REF25-PH	Subsequent units to same location: \$175	Subsequent units to same location: \$175
REF20-BB and REF25-BB		
FZR20-LB and FZR25-LB	Removal and disposal of existing refrigerator or freezer: \$225	Removal and disposal of existing refrigerator or freezer: \$225
FZR20-PL and FZR25-PL		



REF20-LB



Double door upright refrigerators

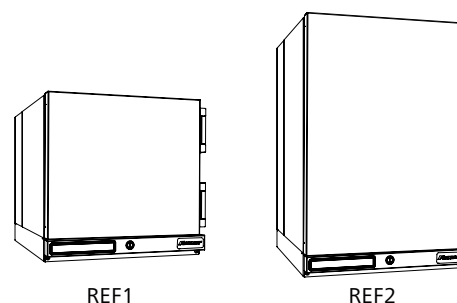
	Authorized delivery	Authorized delivery, installation and start-up
Item number	AD3	AS3
Model number		
REF45-LB	First unit: \$625	First unit: \$775
REF45-PH	Subsequent units to same location: \$250	Subsequent units to same location: \$250
REF45-BB	Removal and disposal of existing refrigerator or freezer: \$325	Removal and disposal of existing refrigerator or freezer: \$325

¹ Authorized services available only with Team Worldwide Global Logistics Solutions freight and does not include dock-to-dock common carrier freight charges.

REF1 and REF2 countertop refrigerators

Medical-grade forced air countertop refrigerators with external temperature display in F or C, integral high/low alarming and epoxy-coated shelving. Stainless steel construction on interior/exterior.

For additional product information, request form# 6555 for REF1 or 6560 for REF2.



Item number	Cubic capacity cu ft (L)	Width in (cm)	Depth in (cm)	Height in (cm)	Voltage	Approx. ship wt lb (kg)	List price
REF1	1.0 (28)	18.60 (47.2)	24.00 (61.0)	17.93 (45.5)	115/60	95 (43)	\$3,395
REF2	1.8 (51)	18.60 (47.2)	24.00 (61.0)	27.93 (70.9)	115/60	95 (43)	\$3,620

REF1 and REF2 options

Description	List price
Factory-installed keypad locking system (must be specified at time of order)	\$660
Factory-installed slide-out drawer with removable condensate pan (must be specified at time of order)	\$120

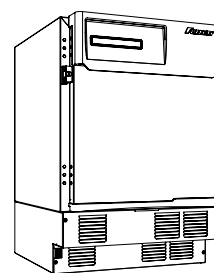
REF1 and REF2 accessories

Item number	Description	List price
00969931	Bin, organizing (set of 6)	\$65
00969956	Shelf, additional (1)	\$65
00959296	Glycerine, 16 oz	\$50
00969949	Wall mount kit	\$525
01025899	Pedestal, fan-assist, 4.50" (11.43 cm)	\$390
01025881	Pedestal, 12.00" (30.5 cm)	\$390
01100742	Stacking kit (countertop on countertop)	\$555
01100759	Stacking kit (countertop on Performance Plus undercounter)	\$555
01142363	Stacking kit (countertop on REF/FZR Series (Legacy) undercounter)	\$555
01057561	Touchscreen digital data logger accessory kit for continuous temperature monitoring at programmable intervals	\$1,700
01092022	Remote dry (NO and NC) contacts	\$30
00168674	Temperature surveillance module (includes temperature display, high/low alarm, chart recorder and remote contacts)	\$1,990

REF4P and REF5P Performance Plus undercounter refrigerators

Medical-grade, undercounter refrigerators, freestanding or stackable, with external temperature display in F or C, integral high/low alarming and 2 epoxy-coated shelves. Stainless steel construction on interior/exterior. For undercounter applications: model REF4P fits below 34.00" (86.4 cm) ADA-compatible counter and model REF5P fits below a standard 36.00" (91.4 cm) high counter.

For additional product information, request form# 6455 for REF4P, 6460 for REF5P, 6505 for REF4P-T, or 6510 for REF5P-T.



REF5P

Item number	Cubic capacity cu ft (L)	Width in (cm)	Depth in (cm)	Height in (cm)	Voltage	Approx. ship wt lb (kg)	List price
REF4P	3.9 (110)	23.75 (60.3)	27.00 (68.6)	31.38 (79.7)	115/60	205 (93)	\$4,270
REF5P	4.5 (127)	23.75 (60.3)	27.00 (68.6)	34.00 (86.4)	115/60	205 (93)	\$4,270

7" LCD touchscreen display

REF4P-T	3.9 (110)	23.75 (60.3)	27.00 (68.6)	31.38 (79.7)	115/60	205 (93)	\$5,470
REF5P-T	4.5 (127)	23.75 (60.3)	27.00 (68.6)	34.00 (86.4)	115/60	205 (93)	\$5,470

REF4P/T and REF5P/T factory-installed options

Description	List price
Glass door	\$475
Keypad and electronic lock for LED controls	\$660
Keypad and electronic lock for touchscreen models	\$375

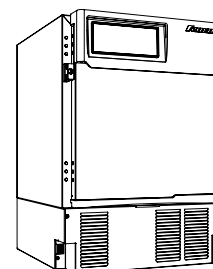
REF4P/T and REF5P/T accessories

Item number	Description	List price
00112185	Temperature alarm with dry contacts for remote alarming	\$615
00168674	Temperature surveillance module (includes temperature display, high/low alarm, chart recorder and remote contacts)	\$1,990
01054006	Stacking kit (Performance Plus on Performance Plus)	\$555
01067172	Stacking kit (REF/FZR Series on Performance Plus)	\$555
01057561	Touchscreen digital data logger accessory kit for continuous temperature monitoring at programmable intervals	\$1,700
01059120	Pedestal base, 23.75" wide x 24.00" deep x 17.00" high (60.3 x 61.0 x 43.2 cm), stainless	\$850
01059104	Seismic bracket kit	\$355
00153700	Wall mount bracket	\$420
00959296	Glycerine, 16 oz	\$50
01059112	Extra key for Performance Plus	\$15
01059096	Universal ADC-compatible bracket (for all medication dispensing system locks)	\$110
01053644	Drawer accessory kit (1 drawer, glide hardware and flush front panel)	\$300
01067750	Drawer accessory kit (2 drawers, glide hardware and flush front panel)	\$410
01059484	Epoxy-coated shelf (1)	\$130
01053636	Casters (set of 4 with spacers)	\$240
01092022	Remote dry (NO and NC) contacts (LED controls only; dry contacts standard on touchscreen models)	\$30

REF5BBP-T Performance Plus undercounter blood bank refrigerators

High performance, undercounter blood bank refrigerator, freestanding or stackable, with 7" LCD touchscreen user interface with integral data and event logging. Stainless steel construction on interior/exterior with internal LED lighting. For undercounter applications: fits below a standard 36.00" (91.4 cm) high counter. Two full extension, stainless drawers standard. Includes separate temperature surveillance module with audible/visual alarm, 7-day chart recorder and digital product temperature display. Meets AABB, FDA, ARC requirements for storage of blood products at 4 C.

For additional product information, request form# 6475.



REF5BBP-T

Item number	Cubic capacity cu ft (L)	Width in (cm)	Depth in (cm)	Height in (cm)	Voltage	Approx. ship wt lb (kg)	List price
REF5BBP-T	4.5 (127) (60) 450 ml bags	23.75 (60.3)	27.00 (68.6)	34.00 (86.4)	115/60	205 (93)	\$8,200

REF5BBP-T factory-installed options

Description	List price
Glass door	\$475
Keypad and electronic lock for blood bank refrigerators	\$375

REF5BBP-T accessories

Item number	Description	List price
01054006	Stacking kit (Performance Plus on Performance Plus)	\$555
01067172	Stacking kit (REF/FZR Series on Performance Plus)	\$555
01059120	Pedestal base, 23.75" wide x 24.00" deep x 17.00" high (60.3 x 61.0 x 43.2 cm), stainless	\$850
01059104	Seismic bracket kit	\$355
00153700	Wall mount bracket	\$420
00959296	Glycerine, 16 oz	\$50
01059112	Extra key for Performance Plus	\$15
01059096	Universal ADC-compatible bracket (for all medication dispensing system locks)	\$110
01059484	Epoxy-coated shelf (1)	\$130
01053636	Casters (set of 4 with spacers)	\$240
01057561	Touchscreen digital data logger accessory kit for continuous temperature monitoring at programmable intervals	\$1,700

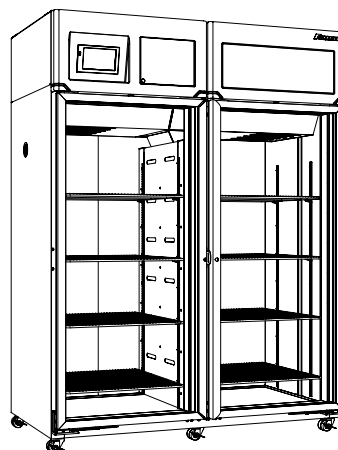
REF20-LB/PH, REF25-LB/PH and REF45-LB/PH single and double door upright refrigerators for laboratory and pharmacy




REF20-LB



REF20-PH



REF45-LB



REF45-PH

Medical-grade laboratory and pharmacy refrigerators for critical product storage. Stainless steel interior/exterior with top temperature probe and 16 oz bottle of glycerine. Right-hinged, left-hinged and outer-hinged (double door only) self-closing doors available in full-view, double pane glass with Low-E coating or solid stainless steel – must be specified at time of order. External 7" touchscreen LCD user interface with integral data and event logging, user-programmable temperature display and integral alarming functions. 4 epoxy-coated shelves or 6 roll-out baskets standard in single door models. 8 epoxy-coated shelves or 12 roll-out baskets standard in double door models.

For additional product information, request form# 8045 for REF20-LB/PH, 8050 for REF25-LB/PH, 8150 for REF45-LB, or 8155 for REF45-PH.

Item number	Cubic capacity cu ft (L)	Width in (cm)	Depth in (cm)	Height in (cm)	Voltage	Storage system	Approx. ship wt lb (kg)	List price
REF20-LB	19.7 (558)	29.75 (75.6)	30.50 (77.5)	79.50 (201.9)	115/60	4 shelves	397 (180)	Contact factory
REF20-PH	19.7 (558)	29.75 (75.6)	30.50 (77.5)	79.50 (201.9)	115/60	6 baskets	460 (209)	Contact factory
REF25-LB	24.6 (697)	29.75 (75.6)	36.50 (92.7)	79.50 (201.9)	115/60	4 shelves	470 (213)	Contact factory
REF25-PH	24.6 (697)	29.75 (75.6)	36.50 (92.7)	79.50 (201.9)	115/60	6 baskets	470 (213)	Contact factory
REF45-LB	45.0 (1274)	59.75 (151.8)	33.55 (85.2)	79.54 (202.0)	115/60	8 shelves	750 (341)	Contact factory
REF45-PH	45.0 (1274)	59.75 (151.8)	33.55 (85.2)	79.54 (202.0)	115/60	12 baskets	890 (404)	Contact factory

REF20-LB/PH and REF25-LB/PH factory-installed options

Description	List price
Heated door	\$490
Keypad and electronic lock	\$490
Solid stainless steel door	\$360


REF45-LB/PH factory-installed options

Description	List price
Heated doors	\$650
Keypad and electronic lock (outer-hinged units only)	\$650
Solid stainless steel doors, set of 2	\$650

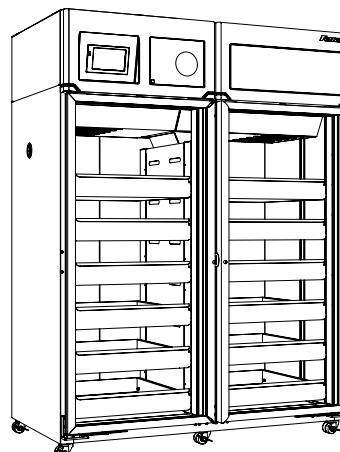
REF20-LB/PH, REF25-LB/PH and REF45-LB/PH accessories

Item number	Description	List price
00939785	Replacement CRS (Complete Refrigeration System) module, single door	\$3,025
01147891	Replacement high-side refrigeration module (complete condensing unit), double door	\$2,500
00927251	Additional shelves (2) – REF20-LB	\$210
00927269	Additional shelves (2) – REF25-LB and REF45-LB	\$210
00927202	Pyxis® compatible door bracket	\$300
00978296	medDISPENSE® compatible door bracket	\$300
00966432	Omniceil® compatible door bracket	\$300
00927194	Wall bracket kit, seismic anchoring	\$190
01057561	Touchscreen digital data logger accessory kit for continuous temperature monitoring at programmable intervals	\$1,700
01140458	Replacement "quick-connect" RTD probe with ISO 17025 certificate of traceable calibration	\$450

REF20-BB, REF25-BB and REF45-BB single and double door upright refrigerators for blood banks



REF20-BB



REF45-BB

Blood bank refrigerators meet AABB and FDA requirements for storage of blood at 4 C. Stainless steel interior/exterior with top and bottom temperature probes and 16 oz bottle of glycerine. Right-hinged, left-hinged and outer-hinged (double door only) self-closing glass doors with full-view, double pane glass with Low-E coating – hinging must be specified at time of order. External 7" touchscreen LCD user interface with integral data and event logging, user-programmable temperature display and integral alarming functions. 6.00" (15.24 cm) chart recorder and 6 stainless steel, full-extension drawers standard in single door models. 12 stainless steel, full-extension drawers standard in double door models.

For additional product information, request form# 8055 for REF20, 8060 for REF25, or 8160 for REF45.

Item number	Cubic capacity cu ft (L)	Width in (cm)	Depth in (cm)	Height in (cm)	Voltage	Storage system	Approx. ship wt lb (kg)	List price
REF20-BB	19.7 (558) (312) 450 ml bags	29.75 (75.6)	30.50 (77.5)	79.50 (201.9)	115/60	6 drawers	475 (215)	Contact factory
REF25-BB	24.6 (697) (432) 450 ml bags	29.75 (75.6)	36.50 (92.7)	79.50 (201.9)	115/60	6 drawers	525 (239)	Contact factory
REF45-BB	45.0 (1274) (816) 450 ml bags	59.75 (151.8)	33.55 (85.2)	79.54 (202.0)	115/60	12 drawers	930 (422)	Contact factory

REF20-BB and REF25-BB factory-installed options

Description	List price
Heated door	\$490
Keypad and electronic lock	\$490

REF45-BB factory-installed options

Description	List price
Heated doors	\$650
Keypad and electronic lock (outer-hinged units only)	\$650

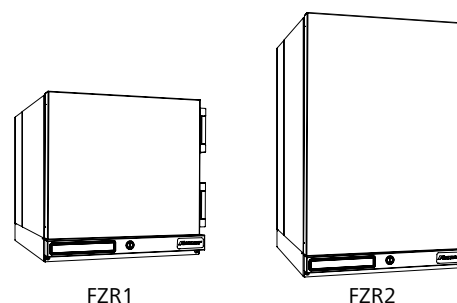
REF20-BB, REF25-BB and REF45-BB accessories

Item number	Description	List price
00939785	Replacement CRS (Complete Refrigeration System) module, single door	\$3,025
01147891	Replacement high-side refrigeration module (complete condensing unit), double door	\$2,500
00927194	Wall bracket kit, seismic anchoring	\$190
01057561	Touchscreen digital data logger accessory kit for continuous temperature monitoring at programmable intervals	\$1,700
01140458	Replacement "quick-connect" RTD probe with ISO 17025 certificate of traceable calibration	\$450

FZR1 and FZR2 countertop freezers

Medical-grade forced air countertop freezers with external temperature display in F or C, integral high/low alarming and epoxy-coated shelving. Stainless steel construction on interior/exterior.

For additional product information, request form# 6860 for FZR1 or 6865 for FZR2.



FZR1

FZR2

Item number	Cubic capacity cu ft (L)	Width in (cm)	Depth in (cm)	Height in (cm)	Voltage	Approx. ship wt lb (kg)	List price
FZR1	0.6 (16)	18.60 (47.2)	24.00 (61.0)	17.93 (45.5)	115/60	108 (49)	\$5,060
FZR2	1.6 (44)	18.60 (47.2)	24.00 (61.0)	27.93 (70.9)	115/60	126 (57)	\$5,380

FZR1 and FZR2 factory-installed options

Description	List price
Factory-installed keypad locking system (must be specified at time of order)	\$660

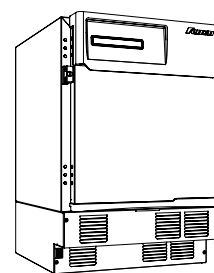
FZR1 and FZR2 accessories

Item number	Description	List price
00112185	Temperature alarm with dry contacts for remote alarming	\$615
00168674	Temperature surveillance module (includes temperature display, high/low alarm, chart recorder and remote contacts)	\$1,990
00969931	Bin, organizing (set of 6)	\$65
00969956	Shelf, additional (1)	\$65
00959296	Glycerine, 16 oz	\$50
00969949	Wall mount kit	\$525
01025899	Pedestal, fan-assist, 4.50" (11.43 cm)	\$390
01025881	Pedestal, 12.00" (30.5 cm)	\$390
01100742	Stacking kit (countertop on countertop)	\$555
01100759	Stacking kit (countertop on Performance Plus undercounter)	\$555
01142363	Stacking kit (countertop on REF/FZR Series (Legacy) undercounter)	\$555
01057561	Touchscreen digital data logger accessory kit for continuous temperature monitoring at programmable intervals	\$1,700
01092022	Remote dry (NO and NC) contacts	\$30

FZR4P and FZR5P Performance Plus undercounter freezers

Medical-grade -20 C (-4 F), undercounter freezers, freestanding or stackable, with external temperature display in F or C, integral alarming and 2 epoxy-coated shelves. Stainless steel construction on interior/exterior. For undercounter applications: model FZR4P fits below 34.00" (86.4 cm) ADA-compatible counter and model FZR5P fits below a standard 36.00" (91.4 cm) high counter.

For additional product information, request form# 6465 for FZR4P, 6470 for FZR5P, 6515 for FZR4P-T, or 6520 for FZR5P-T.



FZR5P

Item number	Cubic capacity cu ft (L)	Width in (cm)	Depth in (cm)	Height in (cm)	Voltage	Approx. ship wt lb (kg)	List price
FZR4P	3.9 (110)	23.75 (60.3)	27.00 (68.6)	31.38 (79.7)	115/60	205 (93)	\$6,730
FZR5P	4.5 (127)	23.75 (60.3)	27.00 (68.6)	34.00 (86.4)	115/60	205 (93)	\$6,730

7" LCD touchscreen display

FZR4P-T	3.9 (110)	23.75 (60.3)	27.00 (68.6)	31.38 (79.7)	115/60	205 (93)	\$7,930
FZR5P-T	4.5 (127)	23.75 (60.3)	27.00 (68.6)	34.00 (86.4)	115/60	205 (93)	\$7,930

FZR4P/T and FZR5P/T factory-installed options

Description	List price
Keypad and electronic lock for LED controls	\$660
Keypad and electronic lock for touchscreen models	\$375

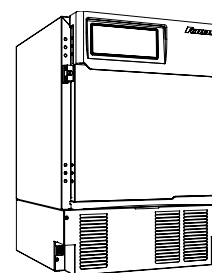
FZR4P/T and FZR5P/T accessories

Item number	Description	List price
00112185	Temperature alarm with dry contacts for remote alarming	\$615
00168674	Temperature surveillance module (includes temperature display, high/low alarm, chart recorder and remote contacts)	\$1,990
01057561	Touchscreen digital data logger accessory kit for continuous temperature monitoring at programmable intervals	\$1,700
01054006	Stacking kit (Performance Plus on Performance Plus)	\$555
01067172	Stacking kit (REF/FZR Series on Performance Plus)	\$555
01059120	Pedestal base, 23.75" wide x 24.00" deep x 17.00" high (60.3 x 61.0 x 43.2 cm), stainless	\$850
01059104	Seismic bracket kit	\$355
00153700	Wall mount bracket	\$420
00959296	Glycerine, 16 oz	\$50
01059112	Extra key for Performance Plus	\$15
01059096	Universal ADC-compatible bracket (for all medication dispensing system locks)	\$110
01053644	Drawer accessory kit (1 drawer, glide hardware and flush front panel)	\$300
01067750	Drawer accessory kit (2 drawers, glide hardware and flush front panel)	\$410
01059484	Epoxy-coated shelf (1)	\$130
01053636	Casters (set of 4 with spacers)	\$240
01092022	Remote dry (NO and NC) contacts (LED controls only; dry contacts standard on touchscreen models)	\$30

FZR5PLP-T Performance Plus undercounter plasma freezer

High performance -30 C (-22 F), undercounter plasma freezer, freestanding or stackable, with 7" LCD touchscreen user interface with integral data and event logging. Stainless steel construction on interior/exterior with interior LED lighting. For undercounter applications: fits below a standard 36.00" (91.4 cm) high counter. Two full extension stainless drawers standard. Includes separate temperature surveillance module with audible/visual alarm, 7-day chart recorder and digital product temperature display. Meets AABB, FDA, ARC requirements.

For additional product information, request form# 6480.



FZR5PLP-T

Item number	Cubic capacity cu ft (L)	Width in (cm)	Depth in (cm)	Height in (cm)	Voltage	Approx. ship wt lb (kg)	List price
FZR5PLP-T	4.5 (127) (40) 300 ml plasma boxes	23.75 (60.3)	27.00 (68.6)	34.00 (86.4)	115/60	205 (93)	\$11,175

FZR5PLP-T factory-installed options

Description	List price
Keypad and electronic lock for plasma freezers	\$375

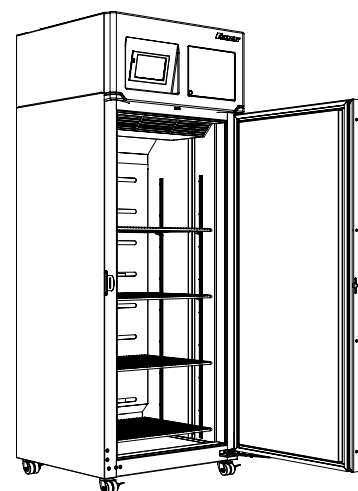
FZR5PLP-T accessories

Item number	Description	List price
01054006	Stacking kit (Performance Plus on Performance Plus)	\$555
01067172	Stacking kit (REF/FZR Series on Performance Plus)	\$555
01059120	Pedestal base, 23.75" wide x 24.00" deep x 17.00" high (60.3 x 61.0 x 43.2 cm), stainless	\$850
01059104	Seismic bracket kit	\$355
00153700	Wall mount bracket	\$420
00959296	Glycerine, 16 oz	\$50
01059112	Extra key for Performance Plus	\$15
01059096	Universal ADC-compatible bracket (for all medication dispensing system locks)	\$110
01059484	Epoxy-coated shelf (1)	\$130
01053636	Casters (set of 4 with spacers)	\$240
01057561	Touchscreen digital data logger accessory kit for continuous temperature monitoring at programmable intervals	\$1,700

FZR20-LB and FZR25-LB single door upright freezers for laboratory and pharmacy

Medical-grade -30 C laboratory and pharmacy freezers for critical product storage. Stainless steel interior/exterior with top temperature probe and 16 oz bottle of glycerine. Right-hinged, heavy-duty, insulated stainless steel door with ADA-compliant full length locking handle (left-hinged door available – must be specified at time of order). External 7" touchscreen LCD user interface with integral data and event logging, user-programmable temperature display and integral alarming functions. 4 epoxy-coated shelves standard.

For additional product information, request form# 8065 for FZR20 and 8070 for FZR25.



FZR20-LB

Item number	Cubic capacity cu ft (L)	Width in (cm)	Depth in (cm)	Height in (cm)	Voltage	Storage system	Approx. ship wt lb (kg)	List price
FZR20-LB	19.7 (558)	29.75 (75.6)	30.50 (77.5)	79.50 (201.9)	115/60	4 shelves	440 (200)	Contact factory
FZR25-LB	24.6 (697)	29.75 (75.6)	36.50 (92.7)	79.50 (201.9)	115/60	4 shelves	470 (213)	Contact factory

FZR20-LB and FZR25-LB options

Description	List price
Keypad and electronic lock	\$490
Left-hinged door (must be specified at time of order)	No charge

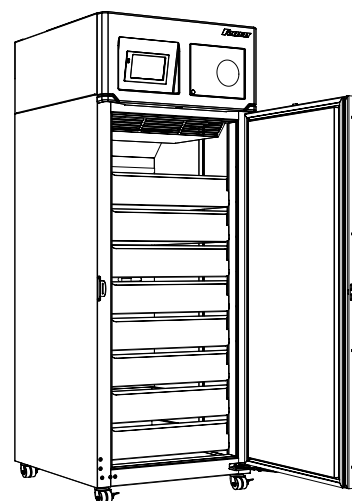
FZR20-LB and FZR25-LB accessories

Item number	Description	List price
01007004	Replacement CRS (Complete Refrigeration System) module	\$5,085
00927251	Additional shelves (2) – FZR20-LB	\$210
00927269	Additional shelves (2) – FZR25-LB	\$210
00927202	Pyxis® compatible door bracket	\$300
00978296	medDISPENSE® compatible door bracket	\$300
00966432	Omniceil® compatible door bracket	\$300
00927194	Wall bracket kit, seismic anchoring	\$190
01057561	Touchscreen digital data logger accessory kit for continuous temperature monitoring at programmable intervals	\$1,700
01140458	Replacement "quick-connect" RTD probe with ISO 17025 certificate of traceable calibration	\$450

FZR20 and FZR25 single door upright freezers for plasma

Plasma freezers meet AABB and FDA requirements for storage of blood plasma at -30 C. Stainless steel interior/exterior with top and bottom temperature probes and 16 oz bottle of glycerine. Right-hinged, heavy-duty, insulated stainless steel door with ADA-compliant full length locking handle (left-hinged door available – must be specified at time of order). External 7" touchscreen LCD user interface with integral data and event logging, user-programmable temperature display and integral alarming functions. 6.00" (15.24 cm) chart recorder and 8 stainless steel, full-extension drawers standard.

For additional product information, request form# 8075 for FZR20 and 8080 for FZR25.



FZR25-PL

Item number	Cubic capacity cu ft (L)	Width in (cm)	Depth in (cm)	Height in (cm)	Voltage	Storage system	Approx. ship wt lb (kg)	List price
FZR20-PL	19.7 (558) 352 FFP* cartons (5"x8"x1.13")	29.75 (75.6)	30.50 (77.5)	79.50 (201.9)	115/60	8 drawers	555 (252)	Contact factory
FZR25-PL	24.6 (697) 472 FFP* cartons (5"x8"x1.13")	29.75 (75.6)	36.50 (92.7)	79.50 (201.9)	115/60	8 drawers	615 (279)	Contact factory

* Fresh frozen plasma.

FZR20-PL and FZR25-PL factory-installed options

Description	List price
Keypad and electronic lock	\$490
Left-hinged door (must be specified at time of order)	No charge

FZR20-PL and FZR25-PL accessories

Item number	Description	List price
01007004	Replacement CRS (Complete Refrigeration System) module	\$5,085
00927194	Wall bracket kit, seismic anchoring	\$190
01140458	Replacement "quick-connect" RTD probe with ISO 17025 certificate of traceable calibration	\$450

Ice and water dispensers

Follett ice and water dispensers are chosen by more healthcare facilities than any other brand for good reason. We offer the industry's largest selection, with more than 30 sizes and configurations to meet the needs of virtually any application. Designed specifically for healthcare, Follett dispensers offer 12, 25, 50 or 90 lb of storage in attractive, space-saving cabinets, with customer-valued features, exceptional reliability, and after-the-sale service and support.

Warranty

Symphony Plus™ ice and water dispensers

Follett LLC warrants to the original end user that all parts shall be free from defects in material and workmanship under normal use and service for a period of 3 years from the date of installation. Date of installation shall not exceed 90 days from date of shipment. Parts and labor for repair within this 3 year period are covered under this warranty. For products sold outside of the U.S., the labor warranty will apply only to equipment sold and serviced through a Follett Authorized Distributor in its designated territory.

The compressor shall be covered for an additional 2 years (parts only), for a total of 5 years from the date of installation.

WARRANTY CONDITIONS

1. Warranty labor must be performed by the local Follett authorized service agent.
2. The equipment has been installed and operated in compliance with instructions provided by Follett.
3. Customer has documented record of preventive maintenance and cleaning of the machine every 6 months according to the instructions in the dispenser Installation, Operations and Service Manual.
4. Malfunctions or damage due to alterations, improper operation, outdoor use, neglect, vandalism, fire, acts of God, or any situation beyond the control of Follett are expressly excluded from this warranty.
5. Follett reserves the right to require that any parts covered under this warranty be returned to Follett prepaid and verified as defective upon examination.
6. Any damages resulting from shipment of the unit are expressly excluded. Follett advises customers to carefully examine all shipments prior to acceptance and note all potential damage concerns on the appropriate shipping papers.
7. Excess labor charges resulting from security clearance procedures, safety training, travel time greater than one hour or 50 miles (80 km), premium time labor; after hours, weekends, holidays, etc., will not be covered by Follett LLC and are the responsibility of the equipment owner.

This warranty is expressly made in lieu of other warranties, expressed or implied, including any implied warranty of merchantability or fitness for a particular purpose except as provided in the warranty with respect to defects in material and workmanship. Follett LLC will not be liable for any consequential damages, expenses, connecting or disconnecting charges, or any losses or damages resulting from a defect of the machine. Questions concerning this warranty should be directed to Follett LLC, technical service at +1 (877) 612-5086 or +1 (610) 252-7301.

Terms

- Products for sale meet all regulatory compliances as noted in the appropriate Follett Product Specification Sheet at the time of sale. Customer understands and accepts these products as meeting the designated regulatory compliances.
- Net 30 day terms on approved accounts
- Prices subject to change without notice
- Specifications subject to change without notice
- This price list supersedes all others
- **Pricing is in USD**
- **Unless otherwise directed, Follett will contract for carriage at buyer's risk and expense**
- **FCA Easton, PA USA Incoterms® 2010**

Return Policy

Non-standard equipment cannot be returned.

Follett equipment may be returned for credit under the following conditions:

1. The equipment is new and unused.
2. A return authorization number has been issued by customer service within 45 days after shipment.
3. Follett receives the equipment at the factory in Easton, PA within 30 days after issuance of the return authorization number.
4. The equipment must be returned in Follett packaging. If the packaging has been damaged or discarded, Follett will forward new packaging at the customer's expense.

Note: Return freight charges are the responsibility of the customer. If equipment is returned and is damaged because of improper packaging, Follett LLC will not be held responsible.

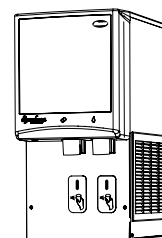
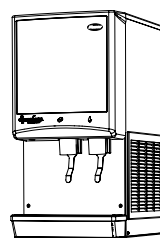
Credit will be issued when the equipment has been inspected by Follett and deemed suitable to be returned to stock.

Note: A 20% restocking charge will be deducted from the credit. If the cost to return the product to stock exceeds 20%, the actual cost will be deducted.

Symphony Plus 12 series ice and water dispensers

Countertop and wall mount ice and water dispensers with 12 lb (5.4 kg) of storage. Integral ice machine produces up to 425 lb (193.0 kg) of ice per day. Stainless steel cabinet with accent trim. Water station included. Choose appropriate item number for SensorSAFE™ infrared dispensing or lever dispensing. Wall mount models only available with SensorSAFE infrared dispensing.

For additional information request form# 6620 for 12CI models, 6625 for 12HI models, or 6940 for E12CI and C12CI models.



Countertop with integral ice machine Wall mount with integral ice machine (SensorSAFE dispensing only)

Item number	Configuration	Width in (cm)	Depth in (cm)	Height in (cm)	Condenser	Ice machine location	Approx. ship wt lb (kg)	List price
12 series with SensorSAFE infrared dispensing								
12CI425A-S ¹	Countertop	16.12 (40.9)	23.50 (59.7)	32.50 (82.6)	air-cooled	integral	199 (90)	\$6,990
12HI425A-S0-00	Wall mount ²	16.12 (40.9)	23.50 (59.7)	32.50 (82.6)	air-cooled	integral	199 (90)	\$8,230
12HI425A-S0-DP	Wall mount ²	16.12 (40.9)	23.50 (59.7)	32.50 (82.6)	air-cooled	integral	199 (90)	\$8,475

12 series with lever dispensing

12CI425A-L ¹	Countertop	16.12 (40.9)	23.50 (59.7)	32.50 (82.6)	air-cooled	integral	199 (90)	\$6,990
-------------------------	------------	--------------	--------------	--------------	------------	----------	----------	---------

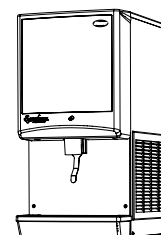
¹ Above models also available in 230/50 or 220/60 electrical configurations. Integral ice machine produces up to 410 lb (186.1 kg) of ice per day. Add to \$200 to list price. Use prefix "E" for 230/50 or "C" for 220/60. Example: E12CI425A-S or C12CI425A-S.

² 12HI425A-S0-DP wall mount unit configured with drain pan. 12HI425A-S0-00 wall mount unit configured without drain pan. Available accessories are listed on page 22.

Symphony Plus 12 series ice-only dispensers

Countertop ice dispensers with 12 lb (5.4 kg) of storage. Ice-only; no water. Integral ice machine produces up to 425 lb (193.0 kg) of ice per day. Stainless steel cabinet with accent trim. Choose appropriate item number for SensorSAFE infrared dispensing or lever dispensing.

For additional product information, request form# 6620 for 12CI models or 6940 for E12CI and C12CI models



Countertop with integral ice machine

Item number	Configuration	Width in (cm)	Depth in (cm)	Height in (cm)	Condenser	Ice machine location	Approx. ship wt lb (kg)	List price
12 series ice-only with SensorSAFE infrared dispensing								
12CI425A-SI ¹	Countertop	16.12 (40.9)	23.50 (59.7)	32.50 (82.6)	air-cooled	integral	199 (90)	\$6,990

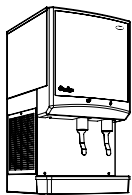
12 series ice-only with lever dispensing

12CI425A-LI ¹	Countertop	16.12 (40.9)	23.50 (59.7)	32.50 (82.6)	air-cooled	integral	199 (90)	\$6,990
--------------------------	------------	--------------	--------------	--------------	------------	----------	----------	---------

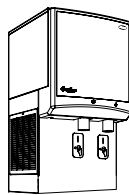
¹ Above models also available in 230/50 or 220/60 electrical configurations. Integral ice machine produces up to 410 lb (186.1 kg) of ice per day. Add to \$200 to list price. Use prefix "E" for 230/50 or "C" for 220/60. Example: E12CI425A-SI or C12CI425A-SI.

Available accessories are listed on page 22.

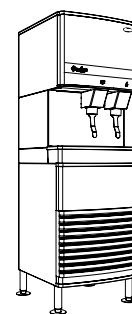
Symphony Plus 25 and 50 series ice and water dispensers with removable ice machine



Countertop with
removable ice machine
behind splash panel



Wall mount with
removable ice machine
behind splash panel



Freestanding with
removable ice machine
in base

Countertop, freestanding and wall mount ice and water dispensers with 25 lb (11.3 kg) or 50 lb (22.7 kg) of storage. Removable icemaking module produces up to 425 lb (193.0 kg) of ice per day. Stainless steel cabinet with accent trim. Water station included. Choose appropriate item number for SensorSAFE infrared dispensing or lever dispensing. Wall mount models only available with SensorSAFE infrared dispensing.

For additional product information, request form# 6630 for 25CI and 50CI models, 6635 for 25HI and 50HI models, 6650 for 25FB and 50FB models, or 7090 for E25CI and E25CI and C25CI and C50CI models.

Item number	Configuration	Width in (cm)	Depth in (cm)	Height in (cm)	Condenser	Ice machine location	Approx. ship wt lb (kg)	List price
25 series with SensorSAFE infrared dispensing								
25CI425A-S ¹	Countertop	21.00 (53.3)	24.00 (61.0)	36.00 (91.4)	air-cooled	behind splash panel	226 (103)	\$9,860
25CI425W-S	Countertop	21.00 (53.3)	24.00 (61.0)	36.00 (91.4)	water-cooled	behind splash panel	226 (103)	\$9,860
25HI425A-S0-00	Wall mount ²	21.50 (54.6)	24.50 (62.2)	36.50 (92.7)	air-cooled	behind splash panel	255 (116)	\$10,890
25HI425A-S0-DP	Wall mount ²	21.50 (54.6)	24.50 (62.2)	36.50 (92.7)	air-cooled	behind splash panel	255 (116)	\$11,695
25FB425A-S	Freestanding ³	21.00 (53.3)	24.75 (62.9)	62.88 (159.7)	air-cooled	base mounted	230 (105)	\$10,800
25FB425W-S	Freestanding ³	21.00 (53.3)	24.75 (62.9)	62.88 (159.7)	water-cooled	base mounted	230 (105)	\$10,800

25 series with lever dispensing								
25CI425A-L ¹	Countertop	21.00 (53.3)	24.00 (61.0)	36.00 (91.4)	air-cooled	behind splash panel	226 (103)	\$9,860
25CI425W-L	Countertop	21.00 (53.3)	24.00 (61.0)	36.00 (91.4)	water-cooled	behind splash panel	226 (103)	\$9,860
25FB425A-L	Freestanding ³	21.00 (53.3)	24.75 (62.9)	62.88 (159.7)	air-cooled	base mounted	230 (105)	\$10,800
25FB425W-L	Freestanding ³	21.00 (53.3)	24.75 (62.9)	62.88 (159.7)	water-cooled	base mounted	230 (105)	\$10,800

50 series with SensorSAFE infrared dispensing								
50CI425A-S ¹	Countertop	21.00 (53.3)	24.00 (61.0)	40.00 (101.6)	air-cooled	behind splash panel	226 (103)	\$10,570
50CI425W-S	Countertop	21.00 (53.3)	24.00 (61.0)	40.00 (101.6)	water-cooled	behind splash panel	226 (103)	\$10,570
50HI425A-S0-00	Wall mount ²	21.50 (54.6)	24.50 (62.2)	40.50 (102.9)	air-cooled	behind splash panel	255 (116)	\$11,980
50HI425A-S0-DP	Wall mount ²	21.50 (54.6)	24.50 (62.2)	40.50 (102.9)	air-cooled	behind splash panel	255 (116)	\$12,470
50FB425A-S	Freestanding ³	21.00 (53.3)	24.75 (62.9)	66.88 (169.9)	air-cooled	base mounted	230 (105)	\$11,615
50FB425W-S	Freestanding ³	21.00 (53.3)	24.75 (62.9)	66.88 (169.9)	water-cooled	base mounted	230 (105)	\$11,615

50 series with lever dispensing								
50CI425A-L ¹	Countertop	21.00 (53.3)	24.00 (61.0)	40.00 (101.6)	air-cooled	behind splash panel	226 (103)	\$10,570
50CI425W-L	Countertop	21.00 (53.3)	24.00 (61.0)	40.00 (101.6)	water-cooled	behind splash panel	226 (103)	\$10,570
50FB425A-L	Freestanding ³	21.00 (53.3)	24.75 (62.9)	66.88 (169.9)	air-cooled	base mounted	230 (105)	\$11,615
50FB425W-L	Freestanding ³	21.00 (53.3)	24.75 (62.9)	66.88 (169.9)	water-cooled	base mounted	230 (105)	\$11,615

¹ Above models also available in 230/50 or 220/60 electrical configurations. Integral ice machine produces up to 410 lb (186.1 kg) of ice per day. Add to \$200 to list price. Use prefix "E" for 230/50 or "C" for 220/60. Example: E25CI425A-S or C25CI425A-S.

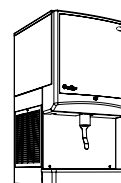
² 25HI425A-S0-DP and 50HI425A-S0-DP wall mount units configured with drain pan. 25HI425A-S0-00 and 50HI425A-S0-00 wall mount units configured without drain pan.

³ Freestanding models include 6.00" (15.24 cm) adjustable legs.
Available accessories are listed on page 22.

Symphony Plus 25 and 50 series ice-only dispensers

Countertop ice dispensers with 25 lb (11.3 kg) or 50 lb (22.7 kg) of storage. Integral ice machine produces up to 425 lb (193.0 kg) of ice per day. Stainless steel cabinet with accent trim. Choose appropriate item number for SensorSAFE infrared dispensing or lever dispensing.

For additional product information, request form# 6630 for 25CI and 50CI models, 6635 for 25HI and 50HI models, or 7090 for E25CI and E50CI and C25CI and C50CI models.



Countertop with integral ice machine

Item number	Configuration	Width in (cm)	Depth in (cm)	Height in (cm)	Condenser	Ice machine location	Approx. ship wt lb (kg)	List price
25 series ice-only with SensorSAFE infrared dispensing								
25CI425A-SI ¹	Countertop	21.00 (53.3)	24.00 (61.0)	36.00 (91.4)	air-cooled	behind splash panel	226 (103)	\$9,860
25CI425W-SI	Countertop	21.00 (53.3)	24.00 (61.0)	36.00 (91.4)	water-cooled	behind splash panel	226 (103)	\$9,860
25HI425A-SI-00	Wall mount ²	21.50 (54.6)	24.50 (62.2)	36.50 (92.7)	air-cooled	behind splash panel	255 (116)	\$10,890
25HI425A-SI-DP	Wall mount ²	21.50 (54.6)	24.50 (62.2)	36.50 (92.7)	air-cooled	behind splash panel	255 (116)	\$11,695
25 series ice-only with lever dispensing								
25CI425A-LI ¹	Countertop	21.00 (53.3)	24.00 (61.0)	36.00 (91.4)	air-cooled	behind splash panel	226 (103)	\$9,860
25CI425W-LI	Countertop	21.00 (53.3)	24.00 (61.0)	36.00 (91.4)	water-cooled	behind splash panel	226 (103)	\$9,860
50 series ice-only with SensorSAFE infrared dispensing								
50CI425A-SI ¹	Countertop	21.00 (53.3)	24.00 (61.0)	40.00 (101.6)	air-cooled	behind splash panel	226 (103)	\$10,570
50CI425W-SI	Countertop	21.00 (53.3)	24.00 (61.0)	40.00 (101.6)	water-cooled	behind splash panel	226 (103)	\$10,570
50HI425A-SI-00	Wall mount ²	21.50 (54.6)	24.50 (62.2)	40.50 (102.9)	air-cooled	behind splash panel	255 (116)	\$11,980
50HI425A-SI-DP	Wall mount ²	21.50 (54.6)	24.50 (62.2)	40.50 (102.9)	air-cooled	behind splash panel	255 (116)	\$12,470
50 series ice-only with lever dispensing								
50CI425A-LI ¹	Countertop	21.00 (53.3)	24.00 (61.0)	40.00 (101.6)	air-cooled	behind splash panel	226 (103)	\$10,570
50CI425W-LI	Countertop	21.00 (53.3)	24.00 (61.0)	40.00 (101.6)	water-cooled	behind splash panel	226 (103)	\$10,570

¹ Above models also available in 230/50 or 220/60 electrical configurations. Integral ice machine produces up to 410 lb (186.1 kg) of ice per day. Add to \$200 to list price. Use prefix "E" for 230/50 or "C" for 220/60. Example: E25CI425A-SI or C25CI425A-SI.

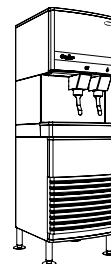

² 25HI425A-SI-DP and 50HI425A-SI-DP wall mount units configured with drain pan and 25HI425A-SI-00 and 50HI425A-SI-00 wall mount units configured without drain pan.

Available accessories are listed on page 22.

Symphony Plus 110 series ice and water dispensers with removable ice machine

Countertop and freestanding ice and water dispensers with 90 lb (40.8 kg) of storage. Removable icemaking module produces up to 425 lb (193.0 kg) of ice per day. Stainless steel cabinet with accent trim. Water station included. Choose appropriate item number for SensorSAFE infrared dispensing or lever dispensing.

For additional product information, request form# 6655 for 110CT models or 6670 for 110FB models.



Countertop with top mounted removable ice machine

Freestanding with removable ice machine in base

Item number	Configuration	Width in (cm)	Depth in (cm)	Height in (cm)	Condenser	Ice machine location	Approx. ship wt lb (kg)	List price
110 series with SensorSAFE infrared dispensing								
110CT425A-S	Countertop	25.00 (63.5)	29.00 (73.7)	53.00 (134.6)	air-cooled	top mounted	290 (132)	\$14,885
110CT425W-S	Countertop	25.00 (63.5)	29.00 (73.7)	53.00 (134.6)	water-cooled	top mounted	290 (132)	\$14,885
110FB425A-S	Freestanding ¹	25.00 (63.5)	28.25 (71.8)	68.12 (173.0)	air-cooled	base mounted	290 (132)	\$16,410
110FB425W-S	Freestanding ¹	25.00 (63.5)	28.25 (71.8)	68.12 (173.0)	water-cooled	base mounted	290 (132)	\$16,410
110 series with lever dispensing								
110CT425A-L	Countertop	25.00 (63.5)	29.00 (73.7)	53.00 (134.6)	air-cooled	top mounted	290 (132)	\$14,885
110CT425W-L	Countertop	25.00 (63.5)	29.00 (73.7)	53.00 (134.6)	water-cooled	top mounted	290 (132)	\$14,885
110FB425A-L	Freestanding ¹	25.00 (63.5)	28.25 (71.8)	68.12 (173.0)	air-cooled	base mounted	290 (132)	\$16,410
110FB425W-L	Freestanding ¹	25.00 (63.5)	28.25 (71.8)	68.12 (173.0)	water-cooled	base mounted	290 (132)	\$16,410

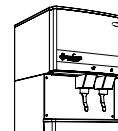
¹ Freestanding models include 6.00" (15.24 cm) adjustable legs.

Available accessories are listed on page 22.

Symphony Plus 110 series manual load ice and water dispensers

Countertop manual fill ice and water dispensers with 110 lb (49.9 kg) of storage. Stainless steel cabinet with accent trim. Water station included. Choose appropriate item number for SensorSAFE infrared dispensing or lever dispensing.

For additional product information, request form# 6660.



Countertop, manual fill

Item number	Configuration	Width in (cm)	Depth in (cm)	Height in (cm)	Condenser	Ice machine location	Approx. ship wt lb (kg)	List price
Manual fill 110 series with SensorSAFE infrared dispensing								
110CM-NI-S ¹	Countertop	25.00 (63.5)	28.25 (71.8)	34.75 (88.3)	N/A	N/A	119 (54)	\$4,655
Manual fill 110 series with lever dispensing								
110CM-NI-L ¹	Countertop	25.00 (63.5)	28.25 (71.8)	34.75 (88.3)	N/A	N/A	119 (54)	\$4,655

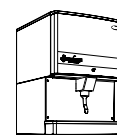
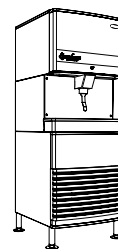
¹ Manual fill configuration, not equipped with ice machine.

Available accessories are listed on page 22.

Symphony Plus 110 series ice-only dispensers

Countertop and freestanding ice dispensers with 90 lb (40.8 kg) of storage. Models equipped with integral ice machine produce up to 425 lb (193 kg) of ice per day. Stainless steel cabinet with accent trim. Water station not included. Choose appropriate item number for SensorSAFE infrared dispensing or lever dispensing, integral ice machine or manual fill and countertop or freestanding.

For additional product information, request form# 6665 for CT models, 6660 for CM models, or 6670 for FB models.



Countertop with top mounted removable ice machine

Freestanding with removable ice machine in base

Countertop, manual fill

Item number	Configuration	Width in (cm)	Depth in (cm)	Height in (cm)	Condenser	Ice machine location	Approx. ship wt lb (kg)	List price
110 series ice-only with SensorSAFE infrared dispensing								
110CT425A-SI	Countertop	25.00 (63.5)	29.00 (73.7)	53.00 (134.6)	air-cooled	top mounted	290 (132)	\$14,885
110FB425A-SI	Freestanding	25.00 (63.5)	28.25 (71.8)	68.12 (173.0)	air-cooled	base mounted	290 (132)	\$16,410
110CM-NI-SI ¹	Countertop	25.00 (63.5)	28.25 (71.8)	34.75 (88.3)	N/A	N/A	119 (54)	\$4,655
110 series ice-only with lever dispensing								
110CT425A-LI	Countertop	25.00 (63.5)	29.00 (73.7)	53.00 (134.6)	air-cooled	top mounted	290 (132)	\$14,885
110FB425A-LI	Freestanding	25.00 (63.5)	28.25 (71.8)	68.12 (173.0)	air-cooled	base mounted	290 (132)	\$16,410
110CM-NI-LI ¹	Countertop	25.00 (63.5)	28.25 (71.8)	34.75 (88.3)	N/A	N/A	119 (54)	\$4,655

¹ Manual fill configuration, not equipped with ice machine.
Available accessories are listed on page 22.

Ice and water dispenser accessories

Water treatment accessories for Symphony Plus ice and water dispensers

Item number	Description	List price
Standard capacity filter system		
00130229	Water filter system (one per ice machine)	\$660
00130245	Water filter cartridge – primary, single	\$140
00954297	Water filter cartridge – primary, carton of 6	\$690
00130211	Water pre-filter cartridge – pre-filter, single	\$26
00954305	Water pre-filter cartridge – pre-filter, carton of 12	\$220
High capacity filter system		
00978957	High capacity water filter system (one per ice machine)	\$795
00978965	High capacity water filter cartridge – primary, single	\$260
00978973	High capacity water filter cartridge – primary, carton of 6	\$1,365
00130211	Water pre-filter cartridge – pre-filter, single	\$26
00954305	Water pre-filter cartridge – pre-filter, carton of 12	\$220
Carbonless high capacity filter system		
01050442	Carbonless high capacity water filter system (one per ice machine)	\$705
01050426	Carbonless high capacity water filter cartridge – primary, single	\$165
01050434	Carbonless high capacity water filter cartridge – primary, carton of 6	\$815
00130211	Water pre-filter cartridge – pre-filter, single	\$26
00954305	Water pre-filter cartridge – pre-filter, carton of 12	\$220
Other filtration		
00986059	Claris hardness removal filtration system	\$685
00985127	Replacement filter for Claris system	\$405

Cleaning and sanitizing accessories for Symphony Plus ice and water dispensers

01089572	Pressurized water sanitizing kit for use with Follett dispensers that have a Follett water filtration system ¹	\$50
01089580	Pressurized water sanitizing kit for use with Follett dispensers that do not have a Follett water filtration system	\$125
00132001	SafeCLEAN™, powder – environmentally responsible ice machine cleaner (carton of 24 x 7 oz packets)	\$305
01147826	SafeCLEAN Plus™, liquid – environmentally responsible ice machine cleaner (1 x 8 oz bottles)	\$15
01149954	SafeCLEAN Plus, liquid – environmentally responsible ice machine cleaner (6 x 8 oz bottles)	\$85
01149962	SafeCLEAN Plus, liquid – environmentally responsible ice machine cleaner (carton of 24 x 8 oz bottles)	\$305
00979674	Nu-Calgon® IMS-III sanitizer, single 16 oz bottle	\$20
01038652	Nu-Calgon IMS-III sanitizer, case of 12 x 16 oz bottles	\$215
01075431	SaniSponge™, 24 pack of sanitary sponges	\$50

¹ Applicable Follett water filter systems include 00130229, 00978957, 01050442

Other accessories for Symphony Plus ice and water dispensers

01065168	Chilled water accessory package for 25 and 50 FB series – 115V models only	\$665
01063205	Chilled water accessory package for 110 CT/CM/FB series – 115V models only	\$665
01049790	Symphony Plus external drain kit - includes 10 ft (3 m) clear tubing and fitting	\$55
AFCNDPUMP	Condensate pump	\$320
AF10LBLEGS	4.00" (10.16 cm) leg kit – for 12CI series	\$155
00188417	4.00" (10.16 cm) leg kit – for 25CI and 50CI series	\$165
AFCASTERKIT	Caster kit – for 25FB, 50FB, and 110FB series only	\$360

Item number	Description	List price
Ice transport tube		
<ul style="list-style-type: none"> • Always replace tubing with like tubing. Example: Braided with braided. • Contact factory to confirm appropriate tubing for your specific dispenser 		
AFINSLTUBE	Insulated braided ice transport tube, purchased in 5' (1.52 m) increments	\$30 / per ft
00174896	Insulated polywire ice transport tube, purchased in 5' (1.52 m) increments	\$30 / per ft
Base stand options – Base stands and base stands with filter systems installed for countertop dispensers. Stainless exterior. Includes 6.00" (15.24cm) adjustable, flanged legs.		
12BASE-00	Base for 12 CI Series, 17.50" (44.4 cm) W x 22.00" (55.9 cm) D x 33.00" (83.8 cm) H, ship wt 80 lb (36 kg)	\$1,130
12BASE-CF	12BASE with standard capacity carbon filter system (00130229) installed	\$1,820
12BASE-HC	12BASE with high capacity carbon filter system (00978957) installed	\$1,960
12BASE-CL	12BASE with carbonless high capacity filter system (01050442) installed	\$1,865
25AND50BASE-00	Base for 25 and 50 CI series, 22.75" (57.8 cm) W x 24.38" (61.9 cm) D x 33.00" (83.8 cm) H, ship wt 110 lb (50 kg)	\$1,180
25AND50BASE-CF	25AND50BASE with standard capacity carbon filter system (00130229) installed	\$1,865
25AND50BASE-HC	25AND50BASE with high capacity carbon filter system (00978957) installed	\$2,010
25AND50BASE-CL	25AND50BASE with carbonless high capacity filter system (01050442) installed	\$1,915
110BASE-00	Base for 110 CT series, 26.00" (66.0 cm) W x 29.00" (73.7 cm) D x 33.00" (83.8 cm) H, ship wt 140 lb (64 kg)	\$1,890
110BASE-CF	110BASE with standard capacity carbon filter system (00130229) installed	\$2,575
110BASE-HC	110BASE with high capacity carbon filter system (00978957) installed	\$2,720
110BASE-CL	110BASE with carbonless high capacity filter system (01050442) installed	\$2,630

Replacement ice machine for use in existing Symphony and Symphony Plus dispensers

Item number	Width in (cm)	Depth in (cm)	Height in (cm)	Production per 24 hr lb (kg)	Condenser	Voltage	Ship wt lb (kg)	List price
R425A	18.84 (47.9)	20.00 (50.8)	17.00 (43.2)	400 (181)	air-cooled	115/60/1	131 (60)	\$6,310
R425W	18.84 (47.9)	22.06 (56.0)	17.00 (43.2)	400 (181)	water-cooled	115/60/1	131 (60)	\$6,310
P425A	15.30 (38.9)	19.90 (50.5)	16.80 (42.7)	425 (193)	air-cooled	115/60/1	130 (59)	\$6,190
CP425A	15.30 (38.9)	19.90 (50.5)	16.80 (42.7)	425 (193)	air-cooled	220/60/1	130 (59)	\$6,390
EP425A	15.30 (38.9)	19.90 (50.5)	16.80 (42.7)	425 (193)	air-cooled	230/50/1	130 (59)	\$6,390
P425W	15.30 (38.9)	19.90 (50.5)	16.80 (42.7)	425 (193)	water-cooled	115/60/1	125 (57)	\$6,190
CP425W	15.30 (38.9)	19.90 (50.5)	16.80 (42.7)	425 (193)	water-cooled	220/60/1	125 (57)	\$6,390
EP425W	15.30 (38.9)	19.90 (50.5)	16.80 (42.7)	425 (193)	water-cooled	230/50/1	125 (57)	\$6,390

Refer to matrix below for correct replacement ice machine.

Replacement ice machine ordering matrix

Dispenser series	Replacement ice machine item number	Ice machine panel finish
Countertop and wall mount dispensers with top mounted ice machines		
25CT400A, 25HT400A, 50CT400A, 50HT400A	P425A	no panels
25CT400W, 25HT400W, 50CT400W, 50HT400W	P425W	no panels
110CT400A	P425A	no panels
110CT425A	P425A	no panels
110CT400W	P425W	no panels
110CT425W	P425W	no panels
Countertop and wall mount dispensers with ice machine behind front splash panel		
25CI400A, 50CI400A, 25HI400A, 50HI400A	P425A	no panels
25CI400W, 50CI400W	P425W	no panels
25CI425A, 50CI425A, 25HI425A, 50HI425A	P425A	no panels
25CI425W, 50CI425W	P425W	no panels
Countertop and wall mount dispensers with RIDE model ice machines		
C25R5A, H25R5A, C50R5A, H50R5A	R425A	stainless
C25R5W, H25R5W, C50R5W, H50R5W	R425W	stainless
25CR400A, 25HR400A, 50CR400A, 50HR400A	R425A	stainless
25CR400W, 25HR400W, 50CR400W, 50HR400W	R425W	stainless
25CR425A, 25HR425A, 50CR425A, 50HR425A	R425A	stainless
25CR425W, 25HR425W, 50CR425W, 50HR425W	R425W	stainless
C110R5A	R425A	stainless
C110R5W	R425W	stainless
110CR400A	R425A	stainless
110CR400W	R425W	stainless
110CR425A	R425A	stainless
110CR425W	R425W	stainless
Freestanding dispensers with ice machine in base		
25FB400A, 50FB400A	P425A	no panels
25FB400W, 50FB400W	P425W	no panels
25FB425A, 50FB425A	P425A	no panels
25FB425W, 50FB425W	P425W	no panels
110FB400A	P425A	no panels
110FB400W	P425W	no panels
110FB425A	P425A	no panels
110FB425W	P425W	no panels

Ice machines

Compact, reliable Chewblet® extruded ice and flake ice machines in a variety of sizes to meet your needs. Choose from top mount or RIDE model configurations (extruded only).

Warranty

Maestro Plus™ and Horizon™ series ice machines, integrated icemaker bin

Follett LLC warrants to the original end user that all parts shall be free from defects in material and workmanship under normal use and service for a period of 3 years from the date of installation. Date of installation shall not exceed 90 days from date of shipment. Parts and labor for repair within this 3 year period are covered under this warranty. For products sold outside of the U.S., the labor warranty will apply only to equipment sold and serviced through a Follett Authorized Distributor in its designated territory.

The compressor shall be covered for an additional 2 years (parts only), for a total of 5 years from the date of installation.

WARRANTY CONDITIONS

1. Warranty labor must be performed by the local Follett authorized service agent.
2. The equipment has been installed and operated in compliance with instructions provided by Follett.
3. Customer has documented record of preventive maintenance and cleaning of the machine every 6 months according to the instructions in the dispenser Installation, Operations and Service Manual.
4. Malfunctions or damage due to alterations, improper operation, outdoor use, neglect, vandalism, fire, acts of God, or any situation beyond the control of Follett are expressly excluded from this warranty.
5. Follett reserves the right to require that any parts covered under this warranty be returned to Follett prepaid and verified as defective upon examination.
6. Any damages resulting from shipment of the unit are expressly excluded. Follett advises customers to carefully examine all shipments prior to acceptance and note all potential damage concerns on the appropriate shipping papers.
7. Excess labor charges resulting from security clearance procedures, safety training, travel time greater than one hour or 50 miles (80 km), premium time labor; after hours, weekends, holidays, etc., will not be covered by Follett LLC and are the responsibility of the equipment owner.

This warranty is expressly made in lieu of other warranties, expressed or implied, including any implied warranty of merchantability or fitness for a particular purpose except as provided in the warranty with respect to defects in material and workmanship. Follett LLC will not be liable for any consequential damages, expenses, connecting or disconnecting charges, or any losses or damages resulting from a defect of the machine. Questions concerning this warranty should be directed to Follett LLC, technical service at +1 (877) 612-5086 or +1 (610) 252-7301.

Terms

- Products for sale meet all regulatory compliances as noted in the appropriate Follett Product Specification Sheet at the time of sale. Customer understands and accepts these products as meeting the designated regulatory compliances.
- Net 30 day terms on approved accounts
- Prices subject to change without notice
- Specifications subject to change without notice
- This price list supersedes all others
- **Pricing is in USD**
- **Unless otherwise directed, Follett will contract for carriage at buyer's risk and expense**
- **FCA Easton, PA USA Incoterms 2010**

Return Policy

Non-standard equipment cannot be returned.

Follett equipment may be returned for credit under the following conditions:

1. The equipment is new and unused.
2. A return authorization number has been issued by customer service within 45 days after shipment.
3. Follett receives the equipment at the factory in Easton, PA within 30 days after issuance of the return authorization number.
4. The equipment must be returned in Follett packaging. If the packaging has been damaged or discarded, Follett will forward new packaging at the customer's expense.

Note: Return freight charges are the responsibility of the customer. If equipment is returned and is damaged because of improper packaging, Follett LLC will not be held responsible.

Credit will be issued when the equipment has been inspected by Follett and deemed suitable to be returned to stock.

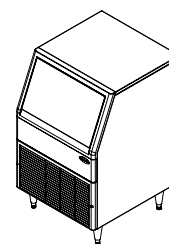
Note: A 20% restocking charge will be deducted from the credit. If the cost to return the product to stock exceeds 20%, the actual cost will be deducted.

425 series – Integrated icemaker bin

Flake (UF) or Micro Chewblet™ (UM) ice machines with 75 lb (34 kg) of bin storage for undercounter or freestanding applications.

Stainless steel exterior with moderate production and storage capacity in a small footprint.

For additional product information, request form# 6420.



Integrated ice machine with bin

Item number	Width in (cm)	Depth in (cm)	Height ² in (cm)	Production capacity lb (kg)		Condensing unit ³	Voltage	Approx. ship wt lb (kg)	List price
				90 F air 70 F water (32/21 C)	70 F air 50 F water (21/10 C)				
UFC425A80 ¹	23.50 (59.7)	26.00 (66.0)	33.00 (83.8)	325 (148)	425 (193)	A – SC	208-230/60/1	185 (84)	\$7,165
UMC425A80 ¹	23.50 (59.7)	26.00 (66.0)	33.00 (83.8)	325 (148)	425 (193)	A – SC	208-230/60/1	185 (84)	\$7,165
UFD425A80	23.50 (59.7)	26.00 (66.0)	33.00 (83.8)	325 (148)	425 (193)	A – SC	115/60/1	185 (84)	\$7,165
UMD425A80 [†]	23.50 (59.7)	26.00 (66.0)	33.00 (83.8)	325 (148)	425 (193)	A – SC	115/60/1	185 (84)	\$7,165
UFE425A80 ¹	23.50 (59.7)	26.00 (66.0)	33.00 (83.8)	325 (148)	425 (193)	A – SC	230/50/1	185 (84)	\$7,365
UME425A80 ¹	23.50 (59.7)	26.00 (66.0)	33.00 (83.8)	325 (148)	425 (193)	A – SC	230/50/1	185 (84)	\$7,365

[†] ENERGY STAR[®] certified.

¹ Model ships FCA Wislina, Poland Incoterms[®] 2010. Alternate voltage not for use in the United States.

² 33.00" (83.8 cm) with leveling feet for undercounter use. 39.00" (99.1 cm) with bullet legs for freestanding application.

³ Condensing unit: A – SC = Air – self-contained

Ice Machine Model Number Configurations

		MC		D	425	A	B	T		
Ice machine		Voltage		Series		Condenser		Application		Configuration
MC	Maestro Plus Chewblet (425)	C	208-230/60/1 (icemaking head) <i>Self-contained only.</i>	425	up to 425 lb (193 kg)	A	Air-cooled, self-contained	H	Harmony™ (Countertop ice and beverage dispenser)	S RIDE® (remote ice delivery equipment)
MF	Maestro Plus Flake (425)	D	115/60/1 (icemaking head) <i>Self-contained and remote. If remote unit, outdoor condensing unit is 208-230/60/1.</i>	700	up to 675 lb (306 kg)	W	Water-cooled, self-contained			
HC	Horizon series Chewblet (700)	E	230/50/1 (icemaking head) <i>Self-contained only.</i>			R	Air-cooled, remote condensing unit	B	Ice storage bin	T Top-mount
HM	Horizon series Micro Chewblet† (700)					N	Air-cooled, no condensing unit for connection to parallel rack system			

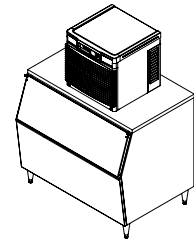
† Micro Chewblet™ – For smaller Chewblet ice (approximately 3/8" long), replace second character of Horizon model number with "M". Example HCC700ABS becomes HMC700ABS. Add \$235 to list price.

425 series – Maestro Plus flake ice machines for ice storage bin

Flake ice machines for mounting on ice storage bins.

Refer to ice storage, ice transportation and ice handling section on page 34 of the price list for capacities and sizes of bins available.

For additional product information, request form# 6690 for MFD models or 6950 or 6955 for MFE and MFC models.



Top mount

Item number	Width in (cm)	Depth in (cm)	Height in (cm)	Production capacity lb (kg)		Condensing unit ¹	Voltage	Approx. ship wt lb (kg)	List price
				90 F air 70 F water (32/21 C)	70 F air 50 F water (21/10 C)				
MFD425ABT	22.70 (57.7)	24.25 (61.6)	21.25 (54.0)	325 (148)	425 (193)	A – SC	115/60/1	160 (73)	\$6,480
MFC425ABT	22.70 (57.7)	24.25 (61.6)	21.25 (54.0)	325 (148)	425 (193)	A – SC	220/60/1	160 (73)	\$6,480
MFE425ABT	22.70 (57.7)	24.25 (61.6)	21.25 (54.0)	325 (148)	425 (193)	A – SC	230/50/1	160 (73)	\$6,680
MFD425WBT	22.70 (57.7)	24.25 (61.6)	21.25 (54.0)	408 (185)	486 (221)	W – SC	115/60/1	160 (73)	\$6,480
MFC425WBT	22.70 (57.7)	24.25 (61.6)	21.25 (54.0)	408 (185)	486 (221)	W – SC	220/60/1	160 (73)	\$6,480
MFE425WBT	22.70 (57.7)	24.25 (61.6)	21.25 (54.0)	408 (185)	486 (221)	W – SC	230/50/1	160 (73)	\$6,680

¹ Condensing unit: A – SC = Air – self-contained W – SC = Water – self-contained

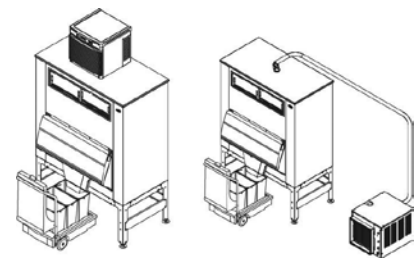
425 series – Maestro Plus Chewblet ice machines for ice storage bins

Top mount or RIDE model Chewblet ice machines for use with ice storage bins.

RIDE model ice machines include 10' (3 m) of insulated ice transport tube.

Refer to ice storage, ice transportation and ice handling section on page 34 of the price list for capacities and sizes of bins available.

For additional product information, request form# 6690 or 6695 for MCD models or 6945, 6950 or 6955 for MCE and MCC models.



Top mount

RIDE model

Item number	Width in (cm)	Depth in (cm)	Height in (cm)	Production capacity lb (kg)		Condensing unit ¹	Voltage	Approx. ship wt lb (kg)	List price
				90 F air 70 F water (32/21 C)	70 F air 50 F water (21/10 C)				
Top mount Maestro Plus ice machines									
MCD425ABT [†]	22.70 (57.7)	24.25 (61.6)	21.25 (54.0)	325 (148)	425 (193)	A – SC	115/60/1	160 (73)	\$6,480
MCC425ABT	22.70 (57.7)	24.25 (61.6)	21.25 (54.0)	325 (148)	425 (193)	A – SC	220/60/1	160 (73)	\$6,480
MCE425ABT	22.70 (57.7)	24.25 (61.6)	21.25 (54.0)	325 (148)	425 (193)	A – SC	230/50/1	160 (73)	\$6,680
MCD425WBT	22.70 (57.7)	24.25 (61.6)	21.25 (54.0)	408 (185)	486 (221)	W – SC	115/60/1	160 (73)	\$6,480
MCC425WBT	22.70 (57.7)	24.25 (61.6)	21.25 (54.0)	408 (185)	486 (221)	W – SC	220/60/1	160 (73)	\$6,480
MCE425WBT	22.70 (57.7)	24.25 (61.6)	21.25 (54.0)	408 (185)	486 (221)	W – SC	230/50/1	160 (73)	\$6,680

RIDE model Maestro Plus ice machines

MCD425ABS [†]	18.80 (47.8)	22.75 (57.8)	17.10 (43.4)	325 (148)	425 (193)	A – SC	115/60/1	160 (73)	\$7,280
MCC425ABS	18.80 (47.8)	22.75 (57.8)	17.10 (43.4)	325 (148)	425 (193)	A – SC	220/60/1	160 (73)	\$7,280
MCE425ABS	18.80 (47.8)	22.75 (57.8)	17.10 (43.4)	325 (148)	425 (193)	A – SC	230/50/1	160 (73)	\$7,480
MCD425WBS	18.80 (47.8)	20.75 (52.7)	17.10 (43.4)	408 (185)	486 (221)	W – SC	115/60/1	160 (73)	\$7,280
MCC425WBS	18.80 (47.8)	20.75 (52.7)	17.10 (43.4)	408 (185)	486 (221)	W – SC	220/60/1	160 (73)	\$7,280
MCE425WBS	18.80 (47.8)	20.75 (52.7)	17.10 (43.4)	408 (185)	486 (221)	W – SC	230/50/1	160 (73)	\$7,480

[†] ENERGY STAR[®] certified.

¹ Condensing unit: A – SC = Air – self-contained W – SC = Water – self-contained

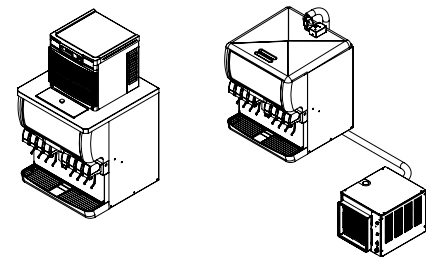
425 series – Maestro Plus Chewblet ice machines for countertop ice and beverage dispensers

Top mount ice machine **requires stainless steel top kit**, sold separately. See top kit charts on page 29 for top kit numbers.

Ice machines with RIDE remote ice delivery equipment include 10' (3 m) of insulated ice transport tube and universal RIDE model adapter kit (item# 00182170). Factory approval required for ice transport tube lengths over 20' (6.1 m). See below for approved dispensers.

All dispensers must be configured for nugget ice. See dispenser manufacturer for appropriate nugget ice kits, if required.

For additional product information, request form# 6690 or 6695 for MCD models or 6945, 6950 or 6955 for MCE and MCC models.



Top mount

RIDE model

Item number	Width in (cm)	Depth in (cm)	Height in (cm)	Production capacity lb (kg)		Condensing unit ¹	Voltage	Approx. ship wt lb (kg)	List price
				90 F air 70 F water (32/21 C)	70 F air 50 F water (21/10 C)				
Top mount Maestro Plus ice machines									
MCD425AHT [†]	22.70 (57.7)	22.25 (61.6)	21.25 (54.0)	325 (148)	425 (193)	A – SC	115/60/1	160 (73)	\$6,480
MCC425AHT	22.70 (57.7)	22.25 (61.6)	21.25 (54.0)	325 (148)	425 (193)	A – SC	220/60/1	160 (73)	\$6,480
MCE425AHT	22.70 (57.7)	22.25 (61.6)	21.25 (54.0)	325 (148)	425 (193)	A – SC	230/50/1	160 (73)	\$6,680
MCD425WHT	22.70 (57.7)	22.25 (61.6)	21.25 (54.0)	408 (185)	486 (221)	W – SC	115/60/1	160 (73)	\$6,480

RIDE model Maestro Plus ice machines

MCD425AHS [†]	18.80 (47.8)	22.75 (57.8)	17.10 (43.4)	325 (148)	425 (193)	A – SC	115/60/1	160 (73)	\$7,280
MCC425AHS	18.80 (47.8)	22.75 (57.8)	17.10 (43.4)	325 (148)	425 (193)	A – SC	220/60/1	160 (73)	\$7,280
MCE425AHS	18.80 (47.8)	22.75 (57.8)	17.10 (43.4)	325 (148)	425 (193)	A – SC	230/50/1	160 (73)	\$7,480
MCD425WHS	18.80 (47.8)	22.75 (57.8)	17.10 (43.4)	408 (185)	486 (221)	W – SC	115/60/1	160 (73)	\$7,280

[†] ENERGY STAR[®] certified.

¹ Condensing unit: A – SC = Air – self-contained W – SC = Water – self-contained.

Approved for RIDE model – ice and beverage dispensers manufactured by others¹

Coca-Cola Freestyle 7000 ^{2,3} and 9000 ³	Lancer 4500-22N	Servend MD175
Cornelius DB/DF/ED150BC Series	Lancer 4500-30N	Servend MD200
Cornelius DB/DF/ED175BC Series	Lancer FS-16N	Servend MD250
Cornelius DB/DF/ED200BC Series	Lancer FS-22N	Servend MDH302
Cornelius DB/DF/ED250BC Series	Lancer FS-30N	Servend MDH402
Cornelius DB/DF/ED300BC Series	Lancer FS-44N	Servend SV175
Cornelius IDC215/255 and Pro Fast Gate	Lancer Sensation and TouchPoint	Servend SV200
Cornelius IDC Pro	Pepsi Spire 3.0 ⁴ and 5.0 ⁴	Servend SV250
Cornelius Flavor Fusion/Overload	Servend MD150	

Top kits for top mount model Maestro Plus 425 series ice machines used with countertop ice and beverage dispensers

Top kit accessory	Ice machine model number	Dispenser	Dispenser model number	Dispenser series width	List price	Specification sheet form number
Maestro Plus top mount applications¹						
MTF24SCP ^{3,5}	MCD425AHT	Coca-Cola	Freestyle 9000	24"	\$580	7015
MTF30SCP ^{3,6}	MCD425AHT	Coca-Cola	Freestyle 7000	30"	\$700	7015
MTC22SCP	MCD425AHT	Cornelius	DB/DF/ED150BC	22"	\$570	7015
MTC24SCP	MCD425AHT	Cornelius	DB/DF/ED175BC	24"	\$580	7015
MTC30SCP	MCD425AHT	Cornelius	DB/DF/ED200BC	30"	\$700	7015
MTL22SCP	MCD425AHT	Lancer	FS-22N/4500-22N	22"	\$570	7015
MTL30SCP	MCD425AHT	Lancer	4500-30N	30"	\$700	7015
MTL30SCP-STP	MCD425AHT	Lancer	Sensation/TouchPoint	30"	\$700	7015
MTL44SCP	MCD425AHT	Lancer	Sensation	44"	\$700	7015
MTP24SCP	MCD425AHT	Pepsi	Spire 3.0	24"	\$575	7015
MTP30SCP	MCD425AHT	Pepsi	Spire 5.0	30"	\$700	7015

Top kits for RIDE model Maestro Plus and Horizon series ice machines for use with countertop ice and beverage dispensers

Top kit accessory	Ice machine model number	Dispenser	Dispenser model number	Dispenser series width	List price
Required Maestro Plus series RIDE model stainless steel adapter kits¹					
MSF30SC ^{2,3}	Available for all models that end in HS.	Coca-Cola	Freestyle 7000	30"	\$340
MSP24SC ⁴	Example: MCD425AHS	Pepsi	Spire 3.0	24"	\$320
MSP30SC ⁴		Pepsi	Spire 5.0	30"	\$340

Optional Maestro Plus and Horizon series RIDE model stainless steel adapter kits¹

MSC22SC	Available for all models that end in HS.	Cornelius	DB/DF/ED150BC	22"	\$1,330
MSC24SC		Cornelius	DB/DF/ED175BC	24"	\$1,385
MSC30SC		Cornelius	DB/DF/ED200BC	30"	\$1,450
MSC30SC		Cornelius	DB/DF/ED250BC	30"	\$1,450
MSC44SC	Example: MCD425AHS	Cornelius	DB/DF/ED300BC	44"	\$1,485
MSL22SC	MCE425AHS	Lancer	FS-22N	22"	\$1,330
MSL30SC	HCC1010AHS	Lancer	4500-30N	30"	\$1,450
MSL30SC		Lancer	FS-30N	30"	\$1,450

¹ All dispensers must be configured for nugget ice. See dispenser manufacturer for appropriate nugget ice kits, if required. Approved dispensers for top mount ice machine applications are listed above.

² Top kit MSF30SC required with Coca-Cola Freestyle 7000. Top adapter 46412 and ice kit 46430 must also be ordered from Coca-Cola.

³ Consult with Coca-Cola and Follett to qualify application prior to ordering.

⁴ RIDE application is approved only for Pepsi Spire 3.0 and 5.0 designed for top mount ice machines and requires MSP24SC for 3.0 and MSP30SC for 5.0, ordered separately. For manual fill versions of Pepsi Spire 3.0 and 5.0, contact factory.

⁵ Adapter must also be ordered from Coca-Cola. KO IC Code: 46010 (Silver), 46011 (Red) or 46012 (Black).

⁶ Coca-Cola Freestyle 7000 requires top adapter 46412 and ice kit 46430, which must be ordered from Coca-Cola.

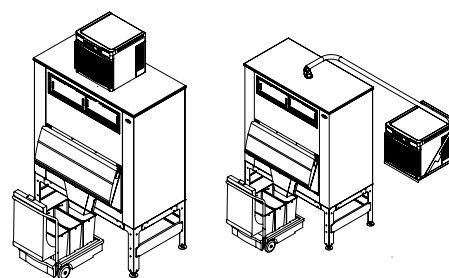
700 series – Horizon Chewblet ice machines for ice storage bins

Ice machines with RIDE remote ice delivery equipment include 10' (3 m) of insulated ice transport tube. Maximum run length of ice transport tube is 75' (22.8 m).

Refer to ice storage, ice transportation and ice handling section on page 34 of the price list for capacities and sizes of bins available.

Micro Chewblet – For smaller Chewblet ice (approximately 3/8" long), replace second character of Horizon model number with "M". Example HCD700ABT becomes HMD700ABT. Add \$235 to list price.

For additional product information, request form# 4095 for self-contained or 6190 for remote.



Top mount

RIDE model

Item number	Width in (cm)	Depth in (cm)	Height in (cm)	Production capacity lb (kg)		Condensing unit	Voltage	Approx. ship wt lb (kg)	List price
				90 F air 70 F water (32/21 C)	70 F air 50 F water (21/10 C)				
Top mount Horizon ice machines									
HCD700ABT	22.70 (57.7)	24.25 (61.6)	21.25 (54.0)	525 (238)	675 (306)	A – SC ¹	115/60/1	190 (87)	\$8,795
HCD700RBT	22.70 (57.7)	24.25 (61.6)	21.25 (54.0)	525 (238)	675 (306)	A – R ¹	115/60/1 ³	350 (159)	\$10,635
HCD700NBT	22.70 (57.7)	24.25 (61.6)	21.25 (54.0)	525 (238)	675 (306)	None ²	115/60/1	125 (57)	\$7,475
RIDE model Horizon ice machines									
HCD700ABS [†]	22.70 (57.7)	24.25 (61.6)	21.25 (54.0)	525 (238)	675 (306)	A – SC ¹	115/60/1	190 (87)	\$9,595
HCD700RBS [†]	22.70 (57.7)	24.25 (61.6)	21.25 (54.0)	525 (238)	675 (306)	A – R ¹	115/60/1 ³	350 (159)	\$11,435
HCD700NBS [†]	22.70 (57.7)	24.25 (61.6)	21.25 (54.0)	525 (238)	675 (306)	None ²	115/60/1	125 (57)	\$8,275

¹ Condensing unit: A – SC = Air – self-contained A – R = Air – remote

² For connection to parallel rack system.

³ Evaporator module is 115/60/1; condensing unit is 208-230/60/1.

700 series – Horizon Chewblet ice machines for countertop ice and beverage dispensers

Top mount ice machine **requires stainless steel top kit**, sold separately. See top kit charts on page 32.

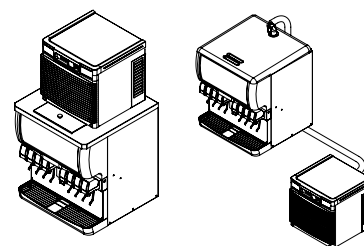
For RIDE model ice machine that automatically fills countertop ice and beverage dispensers. **No stainless steel top required**^{*}. All parts required for installation are included with the ice machine. Refer to specification sheet, form# 4095, for approved applications. See page 32 for approved dispensers.

Ice machines with RIDE remote ice delivery equipment include 10' (3 m) of insulated ice transport tube. Maximum run length of ice transport tube is 75' (22.8 m).

All dispensers must be configured for nugget ice. See dispenser manufacturer for appropriate nugget ice kits, if required.

Micro Chewblet – For smaller Chewblet ice (approximately 3/8" long), replace second character of Horizon model number with "M". Example HCD700AHT becomes HMD700AHT. Add \$235 to list price.

For additional product information, request form# 4095 for self-contained or 6190 for remote.



Top mount

RIDE model

Item number	Width in (cm)	Depth in (cm)	Height in (cm)	Production capacity lb (kg)		Condensing unit	Voltage	Approx. ship wt lb (kg)	List price
				90 F air 70 F water (32/21 C)	70 F air 50 F water (21/10 C)				
Top mount Horizon ice machines									
HCD700AHT	22.70 (57.7)	24.25 (61.6)	21.25 (54.0)	525 (238)	675 (306)	A – SC ¹	115/60/1	190 (87)	\$8,795
HCD700RHT	22.70 (57.7)	24.25 (61.6)	21.25 (54.0)	525 (238)	675 (306)	A – R ¹	115/60/1 ³	350 (159)	\$10,635
HCD700NHT	22.70 (57.7)	24.25 (61.6)	21.25 (54.0)	525 (238)	675 (306)	None ²	115/60/1	125 (57)	\$7,475
RIDE model Horizon ice machines									
HCD700AHS	22.70 (57.7)	24.25 (61.6)	21.25 (54.0)	525 (238)	675 (306)	A – SC ¹	115/60/1	190 (87)	\$9,595
HCD700RHS	22.70 (57.7)	24.25 (61.6)	21.25 (54.0)	525 (238)	675 (306)	A – R ¹	115/60/1 ³	350 (159)	\$11,435
HCD700NHS	22.70 (57.7)	24.25 (61.6)	21.25 (54.0)	525 (238)	675 (306)	None ²	115/60/1	125 (57)	\$8,275

^{*} Coca-Cola Freestyle and Pepsi Spire 3.0 and 5.0 require top kit, see page 32.

¹ Condensing unit: A – SC = Air – self-contained A – R = Air – remote

² For connection to parallel rack system.

³ Evaporator module is 115/60/1; condensing unit is 208-230/60/1.

Approved for RIDE model – ice and beverage dispensers manufactured by others¹

Coca-Cola Freestyle 7000 ^{2,3} and 9000 ³	Follett Symphony Plus™ 110CM	Servend MD150
Cornelius DB/DF/ED150BC Series	Lancer 4500-22N	Servend MD175
Cornelius DB/DF/ED175BC Series	Lancer 4500-30N	Servend MD200
Cornelius DB/DF/ED200BC Series	Lancer FS-16N	Servend MD250
Cornelius DB/DF/ED250BC Series	Lancer FS-22N	Servend MDH302
Cornelius DB/DF/ED300BC Series	Lancer FS-30N	Servend MDH402
Cornelius IDC215/255 and Pro Fast Gate	Lancer FS-44N	Servend SV175
Cornelius IDC Pro	Lancer Sensation/TouchPoint	Servend SV200
Cornelius Flavor Fusion/Overload	Pepsi Spire 3.0 ⁴ and 5.0 ⁴	Servend SV250

Top kits for RIDE model Horizon series ice machines for use with countertop ice and beverage dispensers

Top kit accessory	Ice machine model number	Dispenser	Dispenser model number	Dispenser series width	List price
Required Horizon series RIDE model stainless steel adapter kits¹					
HSF30SC ^{2,3}	Available for all models that end in HS.	Coca-Cola	Freestyle 7000	30"	\$340
MSP24SC ⁴	Example: HCC700AHS	Pepsi	Spire 3.0	24"	\$320
MSP30SC ⁴		Pepsi	Spire 5.0	30"	\$340

Top kits for Horizon series ice machines used with countertop ice and beverage dispenser

Top kit accessory	Ice machine model series	Dispenser manufacturer	Dispenser model number	Dispenser series width	Installation orientation – Front or Back	List price	Specification sheet form number
Horizon top mount applications – 22 - 44 inch dispensers¹							
HTF24SC-7 ^{3,5}	700A/W/R/N	Coca-Cola	Freestyle 9000	24"	F only	\$575	4095/6190
HTF30SC-7F ^{3,6}	700A/W/R/N	Coca-Cola	Freestyle 7000	30"	F only	\$700	4095/6190
HTC22SC-7F	700A/W/R/N	Cornelius	DB/DF/ED150 series	22"	F only	\$565	4095/6190
HTC24SC-7F	700A/W/R/N	Cornelius	DB/DF/ED175 series	24.5"	F only	\$575	4095/6190
HTC30SC-7F	700A/W/R/N	Cornelius	DB/DF/ED200 series	30"	F only	\$700	4095/6190
HTC30SC-7F	700A/W/R/N	Cornelius	DB/DF/ED250 series	30"	F only	\$700	4095/6190
HTC30SC-7F-FF	700A/W/R/N	Cornelius	Flavor Fusion/Overload	30"	F only	\$920	4095/6190
HTC30SC-7F-IDC ⁷	700A/W/R/N	Cornelius	IDC 215/255 and Pro Fast Gate	30"	F only	\$920	4095/6190
HTC44SC-7 _	700A/W/R/N	Cornelius	DB/DF/ED300 series	44"	F or B	\$800	4095/6190
HTL22SC-7F	700A/W/R/N	Lancer	FS-22N	22"	F only	\$565	4095/6190
HTL30SC-7F	700A/W/R/N	Lancer	4500-30N	30"	F only	\$700	4095/6190
HTL30SC-7F	700A/W/R/N	Lancer	FS-30N	30"	F only	\$700	4095/6190
HTL22SC-7F ⁸	700A/W/R/N	Lancer	FS-44N	44"	F only	\$565	4095/6190
HTL30SC-7F-STP	700A/W/R/N	Lancer	Sensation/Touchpoint	30"	F only	\$700	4095/6190
HTL44SC-7F	700A/W/R/N	Lancer	Sensation	44"	F only	\$700	4095/6190
HTP24SC-7F ⁹	700A/W/R/N	Pepsi	Spire 3.0	24"	F only	\$700	4095/6190
HTP30SC-7F ⁹	700A/W/R/N	Pepsi	Spire 5.0	30"	F only	\$700	4095/6190
HTS44SC-7 _	700A/W/R/N	Servend	MDH-302	44"	F or B	\$800	4095/6190

¹ All dispensers must be configured for nugget ice. See dispenser manufacturer for appropriate nugget ice kits, if required. See table above for applicable dispensers for top mount ice machines.

² Top kit HSF30SC required with Coca-Cola Freestyle 7000. Top adapter 46412 and ice kit 46430 must also be ordered from Coca-Cola.

³ Consult with Coca-Cola and Follett to qualify application prior to ordering.

⁴ RIDE application is approved only for Pepsi Spire 3.0 and 5.0 designed for top mount ice machines and requires MSP24SC for 3.0 and MSP30SC for 5.0, ordered separately. For manual fill versions of Pepsi Spire 3.0 and 5.0, contact factory.

⁵ Adapter must also be ordered from Coca-Cola. KO IC Code: 46010 (Silver), 46011 (Red) or 46012 (Black).

⁶ Coca-Cola Freestyle 7000 requires top adapter 46412 and ice kit 46430, which must be ordered from Coca-Cola

⁷ Contact factory regarding IDC Pro.

⁸ Two 22" wide tops and two ice machines are required for each FS-44N dispenser.

⁹ RIDE application is approved only for Pepsi Spire 3.0 and 5.0 designed for top mount ice machines and requires MSP24SC for 3.0 and MSP30SC for 5.0, ordered separately. For manual fill versions of Pepsi Spire 3.0 and 5.0, contact factory.

Ice machine accessories

Water treatment accessories for ice machines

Item number	Description	List price
Standard capacity filter system		
00130229	Water filter system (one per ice machine) – Maestro Plus series ice machines	\$660
00130245	Water filter cartridge – primary, single	\$140
00954297	Water filter cartridge – primary, carton of 6	\$690
00130211	Water pre-filter cartridge – pre-filter, single	\$26
00954305	Water pre-filter cartridge – pre-filter, carton of 12	\$220
High capacity filter system		
00978957	High capacity water filter system (one per ice machine) – Horizon series ice machines	\$795
00978965	High capacity water filter cartridge – primary, single	\$260
00978973	High capacity water filter cartridge – primary, carton of 6	\$1,365
00130211	Water pre-filter cartridge – pre-filter, single	\$26
00954305	Water pre-filter cartridge – pre-filter, carton of 12	\$220
Carbonless high capacity filter system		
01050442	Carbonless high capacity water filter system (one per ice machine) – Horizon and Maestro Plus series ice machines	\$705
01050426	Carbonless high capacity water filter cartridge – primary, single	\$165
01050434	Carbonless high capacity water filter cartridge – primary, carton of 6	\$815
00130211	Water pre-filter cartridge – pre-filter, single	\$26
00954305	Water pre-filter cartridge – pre-filter, carton of 12	\$220
Other filtration		
00986059	Claris hardness removal filtration system	\$685
00985127	Replacement filter for Claris system	\$405

Other accessories for ice machines

Item number	Description	List price
01068477	Slide-out ice machine accessory for air- and water-cooled ice machines (Harmony applications only) – allows air- and water-cooled RIDE model Maestro Plus 425 series ice machine to slide-out without disconnecting utilities	\$815
AFWALLMTBRKT	Wall mount bracket for Maestro Plus 425 series RIDE model ice machines	\$275
00997098	Wall mount bracket for Horizon 700 series RIDE model ice machines	\$375
00174896	Insulated polywire transport tube for installations requiring more than the standard 10' (3 m) length, purchased in 5' (1.52 m) increments	\$30 / per ft
AFR400STND	Ice machine stand for Maestro Plus 425A/W series – height adjustable from 6.80" (17.27 cm) to 8.30" (21.08 cm)	\$605
00997080	Ice machine stand for Horizon 700 series – height adjustable from 6.80" (17.27 cm) to 8.30" (21.08 cm)	\$610
00193227	Line sets for connecting Horizon 700R ice machine evaporator units to their remote condensing units. 35 ft (11 m) line set. 3/8" liquid, 5/8" suction (insulated) cleaned and capped. Not pre-charged with refrigerant. Connections must be brazed (no quick connect).	\$470
Micro Chewblet ice	For smaller Chewblet ice (approx. 3/8" long), replace second character of Horizon model numbers with "M". Example: HCC700ABS becomes HMC700ABS.	\$235
00132001	SafeCLEAN, powder – environmentally responsible ice machine cleaner (carton of 24 x 7 oz packets)	\$305
01147826	SafeCLEAN Plus, liquid – environmentally responsible ice machine cleaner (1 x 8 oz bottles)	\$15
01149954	SafeCLEAN Plus, liquid – environmentally responsible ice machine cleaner (6 x 8 oz bottles)	\$85
01149962	SafeCLEAN Plus, liquid – environmentally responsible ice machine cleaner (carton of 24 x 8 oz bottles)	\$305
00979674	Nu-Calgon IMS-III sanitizer, single 16 oz bottle	\$20
01038652	Nu-Calgon IMS-III sanitizer, case of 12 x 16 oz bottles	\$215
Item number	Description	Net price
Contact factory	Installation inspection - recommended for RIDE model ice machines Note: For subsequent units at the same location add \$160 per unit.	\$270

Ice storage, ice transport and ice handling

Follett offers ice storage, dispensing and transport solutions in capacities and sizes to meet nearly every need. All with features that can make your ice management easier, safer, and more sanitary than you ever thought possible. Please visit www.follettice.com for more bin models than listed here.

Warranty

Slope front bins

Follett LLC warrants to the original end user that the cabinet exterior, including the top and trim, and the interior liner will be free of corrosion for 3 years from the date of installation. Date of installation shall not exceed 90 days from date of shipment. Parts and labor for corrosion repair within this 3 year period are covered under this warranty.

All other integral components are covered against defects in material and workmanship under normal use and service for 2 years from the date of installation. Date of installation shall not exceed 90 days from date of shipment. Parts and labor for repair within this 2 year period are covered under this warranty. For products sold outside of the U.S., the labor warranty will apply only to equipment sold and serviced through a Follett Authorized Distributor in its designated territory.

Removal of ice machine to service bin and any labor costs incurred are expressly excluded from this warranty.

WARRANTY CONDITIONS

1. Warranty labor must be performed by the local Follett authorized service agent.
2. The equipment has been installed and operated in compliance with instructions provided by Follett.
3. Malfunctions or damage due to alterations, improper operation, outdoor use, neglect, vandalism, fire, acts of God, or any situation beyond Follett's control are expressly excluded from this warranty.
4. Follett reserves the right to require that any parts covered under this warranty be returned to Follett prepaid and verified as defective upon examination.
5. Any damages resulting from shipment of the unit are expressly excluded. Follett advises customers to carefully examine all shipments prior to acceptance and note all potential damage concerns on the appropriate shipping papers.
6. Excess labor charges resulting from security clearance procedures, safety training, travel time greater than one hour or 50 miles (80 km), premium time labor; after hours, weekends, holidays, etc., will not be covered by Follett LLC and are the responsibility of the equipment owner.

This warranty is expressly made in lieu of other warranties, expressed or implied, including any implied warranty of merchantability or fitness for a particular purpose except as provided in the warranty with respect to defects in material and workmanship. Follett LLC will not be liable for any consequential damages, expenses, connecting or disconnecting charges, or any losses or damages resulting from a defect of the machine. Questions concerning this warranty should be directed to Follett LLC, technical service at +1 (877) 612-5086 or +1 (610) 252-7301.

Terms

- Products for sale meet all regulatory compliances as noted in the appropriate Follett Product Specification Sheet at the time of sale. Customer understands and accepts these products as meeting the designated regulatory compliances.
- Net 30 day terms on approved accounts
- Prices subject to change without notice
- Specifications subject to change without notice
- This price list supersedes all others
- **Pricing is in USD.**
- **Unless otherwise directed, Follett will contract for carriage at buyer's risk and expense.**
- **FCA Easton, PA USA Incoterms 2010**

Return Policy

Non-standard equipment cannot be returned.

Follett equipment may be returned for credit under the following conditions:

1. The equipment is new and unused.
2. A return authorization number has been issued by customer service within 45 days after shipment.
3. Follett receives the equipment at the factory in Easton, PA within 30 days after issuance of the return authorization number.
4. The equipment must be returned in Follett packaging. If the packaging has been damaged or discarded, Follett will forward new packaging at the customer's expense.

Note: Return freight charges are the responsibility of the customer. If equipment is returned and is damaged because of improper packaging, Follett LLC will not be held responsible.


Credit will be issued when the equipment has been inspected by Follett and deemed suitable to be returned to stock.

Note: A 20% restocking charge will be deducted from the credit. If the cost to return the product to stock exceeds 20%, the actual cost will be deducted.

Slope front bins

Small to medium capacity ice storage bins. Bin exterior for all models includes stainless steel front and sides. Bin interior includes polyethylene-lined walls and stainless steel bottom. All bins include stainless top, which is custom cut for ice machine(s) and 6.00" (15.24 cm) plastic adjustable legs.

For additional product information, request form# 9135.



Slope front bin

Item number [†]	Max. bin cap. lb (kg)	Width in (cm)	Depth in (cm)	Height w/ legs in (cm)	Req'd door access in (cm)	Approx. ship wt lb (kg)	List price
300-22 ¹	300 (136)	22.00 (55.9)	31.50 (80.0)	40.00 (101.6)	23.00 (58.4)	128 (58)	\$1,780
425-30	430 (195)	30.00 (76.2)	31.50 (80.0)	40.00 (101.6)	31.00 (78.7)	144 (65)	\$2,470
650-44	660 (299)	44.00 (111.8)	31.50 (80.0)	40.00 (101.6)	32.00 (81.2)	178 (81)	\$3,420
950-48	950 (431)	48.00 (121.9)	31.50 (80.0)	50.00 (127.0)	32.00 (81.2)	207 (94)	\$3,515
1025-52	1030 (467)	52.00 (132.1)	31.50 (80.0)	50.00 (127.0)	32.00 (81.2)	217 (98)	\$3,605

† Purchase orders must clearly indicate the make and model of the ice machine(s) being used with the bin, to properly prepare the bin top. Lack of this information will result in a delay in order processing.

¹ Model 300-22 only for use with Follett® Maestro Plus 425 and Horizon 700 series ice machines.

Additional bin types available. Contact factory.

Incoterms is a trademark of the International Chamber of Commerce.
ENERGY STAR and the ENERGY STAR mark are registered trademarks owned by the U.S. Environmental Protection Agency.
Pyxis is a registered trademark of CareFusion in the United States and other countries.
Omniceil is a registered trademark of Omnicell, Inc. in the United States.
medDISPENSE is a registered trademark of InterMetro Industries Corp. in the United States and other countries.
Horizon, Maestro Plus, Micro Chewblet, SafeCLEAN, SensorSAFE, Symphony Plus are trademarks of Follett LLC.
Chewblet, Follett and RIDE are registered trademarks of Follett LLC, registered in the US.



801 Church Lane • Easton, PA 18040, USA
Toll free (800) 523-9361 • +1 (610) 252-7301
Fax +1 (610) 250-0696 • www.folletthealthcare.com



Form 2155 02/16/18
© Follett LLC