



Infinity Series™

upright blood bank refrigerators

Features

Patented "infinite speed" control technology delivers superior temperature, noise and energy management

- modular refrigeration system with variable capacity compressor and microprocessor controller provides a ± 1 C (1.8 F) temperature performance throughout the cabinet
- extremely quiet, 40 dBA
- ENERGY STAR® certified

Superior air distribution

- industry-exclusive plenum air distribution delivers cold air at six levels
- meets AABB, ARC and FDA standards for blood storage at 4 C

User-friendly interface

- 7" LCD capacitive touchscreen digital temperature display available in user-programmable C or F
- integral event and data logging with easy downloading via convenient USB port

Protection for your valuable products

- audible and visual high/low temperature, door open, power failure, low battery alarms
- integral 6.00" (15.24 cm) 7-day chart recorder standard with 50 Celsius charts

Superior drawer system for easy, trouble-free rolling

- six full-extension stainless steel drawers
- stainless steel roller bearings and S-track design eliminate binding and uneven wear
- drawers and slides lift out without tools for easy cleaning
- track/drawer interface minimizes risk of catching product tubing in slides

Stainless steel cabinet and high quality components

- full stainless steel interior and exterior provide resistance to rust and corrosion
- easily accessible quick-connect RTD product temperature probe with 1 year certificate of NIST-traceable calibration
- dished stainless floor contains spills for easy clean up
- heavy-duty dual casters roll easily and lock securely
- 2.75" (6.98 cm) of CARB compliant non-HFC foam throughout

Heavy-duty door for ease of use and energy savings

- dual-pane glass door with ADA-compliant full length locking handle
- energy-efficient low-E glass coating reduces energy loss by 30 - 50% compared to non-coated glass
- glass remains condensation-free to 27 C (80 F) at 60% RH and eliminates need for heated doors in most applications
- self-closing hinges lock open at 90 degrees for easy loading

Cool, energy-efficient LED lights

- full length LED light bars illuminate all drawers
- energy-efficient LEDs allow products to be placed next to lights
- auto on with door opening; ON/OFF front panel switch

Warranty

- 2 year parts and labor
- 5 year compressor parts only
- see page 2 for optional extended warranties

Certifications (applied to all products unless otherwise noted)




Laboratory Equipment
SAFETY US/CA – E520098



7" LCD touchscreen display



6.00" (15.24 cm) 7-day chart recorder



Options and accessories¹

Replacement CRS (Complete Refrigeration System) module, all models (item# 01548791)

Replacement "quick connect" RTD probe with certificate of NIST-traceable calibration (item# 01540640)

REF20i drawer kit (includes 1 drawer and glide hardware) (item# 01548841)

REF25i drawer kit (includes 1 drawer and glide hardware) (item# 01548858)

Glycerine, 16 oz (item# 00959296)

Wall bracket kit, seismic anchoring, REF20i/25i (item# 00927194)

DicksonOne VFC-compliant freestanding display data logger with Wi-Fi and Ethernet capability for use with any refrigerator or freezer (item# 01528512). NOTE: Subscription from Dickson required to access data on the cloud.

DicksonOne VFC-compliant freestanding touchscreen data logger with Power Over Ethernet and Wi-Fi capability for use with any refrigerator or freezer (item# 01528538). NOTE: Subscription from Dickson required to access data on the cloud.

Ambient temperature and humidity sensor, right angle, for use with DicksonOne freestanding display and touchscreen data loggers (item# 01539691)

Optional extended one year warranty (item# EW12)

- 3 year parts and labor

- 5 year compressor parts only

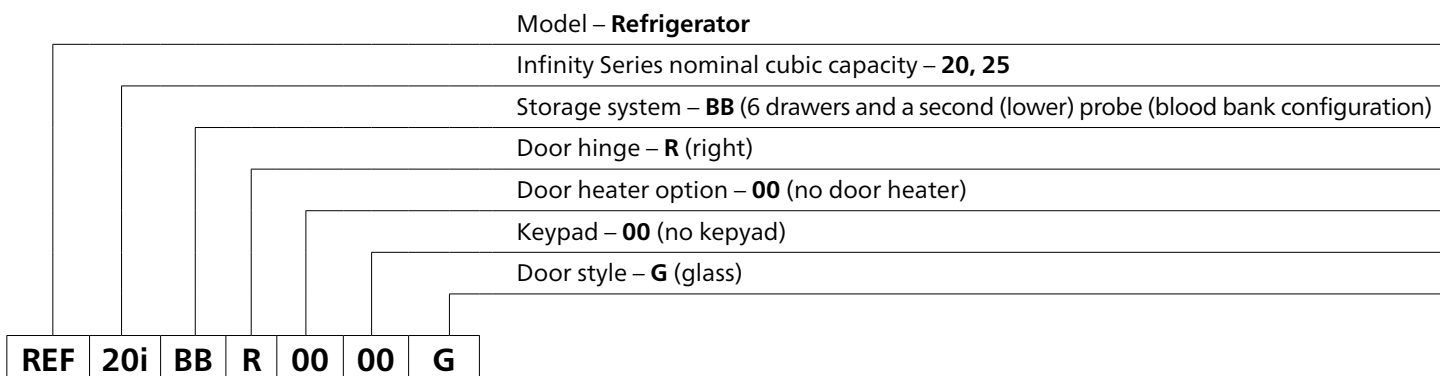
Optional extended three year warranty (item# EW36)

- 5 year parts and labor

For additional accessories, refer to the form# 8665.

NOTE: Accessories ship separately.

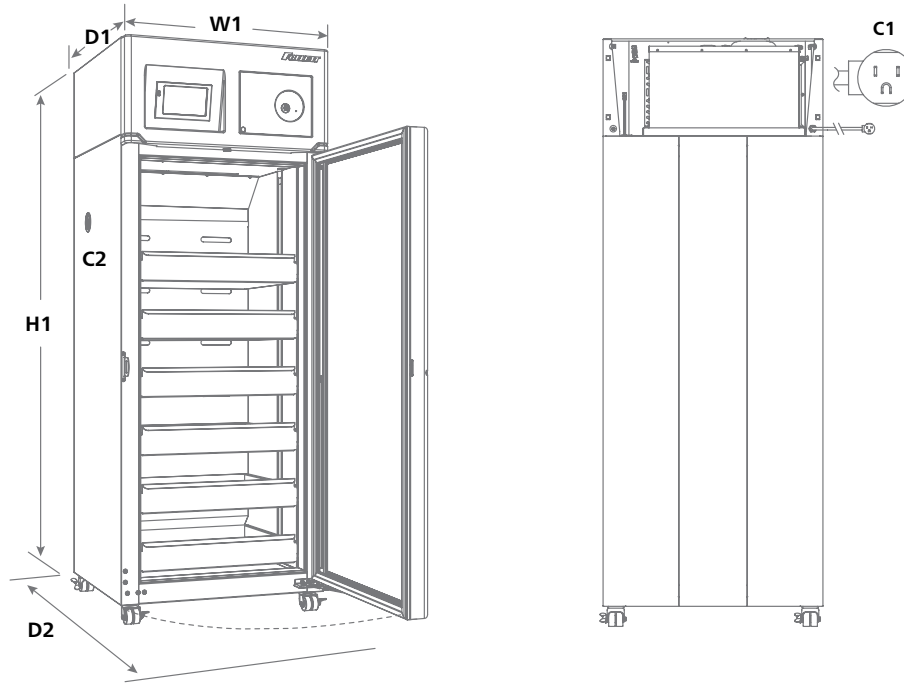
Model configurations



Item number	Nominal cubic capacity cu ft (L)	Bags (450 ml)	Storage system	Hinging	Door style	Keypad	W1 Width in (cm)	D1 Depth with handle in (cm)	H1 Height with casters in (cm)	Interior height in (cm)
REF20i-BB-R0000G	19.7 (558)	312	6 drawers	right	glass	no	29.75 (75.6)	30.50 (77.5)	79.50 (201.9)	55.94 (142.1)
REF25i-BB-R0000G	24.6 (697)	432	6 drawers	right	glass	no	29.75 (75.6)	36.50 (92.7)	79.50 (201.9)	55.94 (142.1)

¹ Certifications do not apply to options and accessories.

Dimensional drawing



Specification

Ventilation clearance 10.00" (25.4 cm) top, 2.00" (5.08 cm) back

Exterior

Casters (4) swiveling dual wheel casters with toe locks

D2 Door swing REF20i – 56.50" (143.5 cm)
REF25i – 62.50" (158.8 cm)

Interior

Lighting (2) energy efficient full length LED lights

Storage system (6) full-extension stainless steel drawers with shielded roller bearings and stainless S-tracks

Inside drawer dimensions REF20i – 22.50" x 19.94" x 3.00" (57.2 x 50.6 x 7.62 cm)
W X D X H REF25i – 22.50" x 25.94" x 3.00" (57.2 x 65.4 x 7.62 cm)

Space between drawers 8.00" (20.32 cm) from the bottom of one drawer, to the bottom of the next

Working load rating per drawer REF20i – 59 lb (27 kg)
REF25i – 78 lb (35 kg)

Max. load rating per drawer REF20i – 88 lb (40 kg)
REF25i – 117 lb (53 kg)

Door configurations

Door dual-pane glass door

Door lock cylinder type with one key

Door handle ADA-compliant, full length handle

Door hinges self-closing with 90° hold open feature

Gasket magnetic dart style (replaceable)

Electrical

C1 Electrical 2.5 run load amps, NEMA 5-15 90° hospital-grade plug. 9' (2.7 m) cord.
115 V/60/1(103 - 132 V)

Maximum size of branch circuit 15 amps dedicated circuit
overcurrent device

Controls

Temperature display 7" LCD capacitive touchscreen digital temperature display available in user-programmable C or F

C2 3rd party probe access soft access port on left side of cabinet

Product temperature display probe (2) quick-connect RTD (± 0.4 C, ± 0.7 F)

Temperature probe calibration top probe calibration in 0.1° increments

Password protection PIN 4 digit password to prevent interface setting/selection changes

Date and time	programmable
Product simulation bottle size	(2) 125 ml
Refrigeration and defrost probes	NTC thermistor type
Refrigeration cycle with probe error	factory set, user adjustable
Programmable operating range	2.2 to 10 C (36 to 50 F)
Factory preset	3.3 C

Alarming

High and low product temperature alarm (top probe)	audible and visual, user programmable set points in C or F
Power failure alarm	audible and visual
Door ajar alarm	audible and visual
Probe error alarm	audible and visual
Alarm mute	10 minute ring-back
Alarm volume	0-10 scale
Low battery alert	audible and visual
Back-up battery status	shows voltage level
Min/max temperature log	shows highest and lowest product temperature since last reset occurred
Alarm output	12V DC

Data logging

Information log	graphs or displays temperature data and displays chronological event data (50,000 data points)
Data export	USB export capabilities

System performance

Top-to-bottom temperature consistency	± 1 C (1.8 F)
Refrigeration system	integral top-mounted module
Refrigerant and charge	R600a refrigerant, 2.3 oz (65 grams)
Air circulation system	ducted air to each storage level through back plenum openings, front face return
Air temperature pull down	24 to 5 C (72 to 41 F) in 90 minutes
Energy consumption (auto-off defrost)	REF20i – 3.43 kWh/day REF25i – 2.98 kWh/day
BTU/hr normal heat rejection (75 F ambient)	All models – 600 BTU/hr (176 Watts)
BTU/hr maximum (total) heat rejection, at maximum compressor speed (75 F ambient)	REF20i – 1335 BTU/hr (391 Watts) REF25i – 1350 BTU/hr (396 Watts)

Shipping

Shipping size W x D x H	42.00" x 43.00" x 86.00" (106.7 x 109.2 x 218.4 cm)
Approximate refrigeration module net weight	49 lb (22 kg)
Approximate net weight	REF20i – 448 lb (203 kg) REF25i – 470 lb (213 kg)
Approximate ship weight	REF20i – 519 lb (236 kg) REF25i – 541 lb (246 kg)

NOTE: For indoor use only

SHORT FORM SPECS:

Infinity Series upright refrigerators with variable capacity compressor (choose one) with _____ 19.7 cu ft (558 L) or _____ 24.6 cu ft (697 L) of nominal capacity. To include (6) full-extension stainless steel drawers with shielded roller bearings and stainless S-tracks. Each unit comes standard with a quick-connect RTD probe with one-year certificate of NIST-traceable calibration, 7" LCD capacitive touchscreen with user selectable C or F, integral data and event logging, user-programmable temperature display and integral alarming functions, and integral 6.00" (15.24 cm) 7-day chart recorder standard with 50 Celsius charts. Air circulation system to duct air through back plenum openings with front face return. Storage area to be insulated with CARB compliant non-HFC foam. 9' (2.7 m) power cord with NEMA 5-15 90° hospital-grade plug. Meets AABB, ARC and FDA standards for blood storage at 4 C. UL listed.

ENERGY STAR and the ENERGY STAR mark are registered trademarks owned by the U.S. Environmental Protection Agency.

INFINITY SERIES is a trademark of Follett Products, LLC.

FOLLETT and FOLLETT HEALTHCARE are registered trademarks of Follett Products, LLC, registered in the US.

Follett reserves the right to change specifications at any time without obligation.

Infinity Series blood bank refrigerators

1028-20260407 | © Follett Products, LLC

801 Church Lane | Easton, PA 18040, USA
1.800.523.9361 | 1.610.252.7301 | folletthealthcare.com

