

# Single Door Upright Ice Storage Bins with SmartGATE® Ice Shield

Order parts online  
www.follettice.com

## Installation Instructions and Parts List

### Welcome to Follett

Follett ice storage bins enjoy a well-deserved reputation for excellent performance, long-term reliability and outstanding after-the-sale support. To ensure that this bin delivers that same degree of service, we ask that you take a moment to review this instruction before beginning the installation of the bin. Should you have any questions or require technical help at any point, please call our technical service group at (877) 612 5086 (US & Canada) or +1 610 252 7301 and in Poland: +48 58 785 6140.

### Before you begin

After uncrating and removing all packing material, inspect the equipment for concealed shipping damage. If damage is found, notify the shipper immediately and contact Follett Corporation so that we can help in the filing of a claim, if necessary.

#### Important cautions

- Top is **NOT** fastened to bin.
- Avoid excessive tightening force when connecting to the bin drain fitting.
- Do not apply excessive heat if any sweating of fittings is necessary. Heat conduction through metal may melt threads in plastic drain fitting.
- When leveling, do not extend any leg more than 1 in. (26mm) for total leg height no greater than 2.125 in. (54mm).
- SDU1000: Legs **must** be secured to floor through feet to avoid possible movement and resulting injury.

### Installation

1. Remove all packing material from bin.
2. Remove all tape and temporary fastenings from door assemblies and outside of bin.
3. Remove top from bin.
4. Remove set of four legs and any other accessories packed inside bin.
5. Lay bin on back, being careful to protect finish, and remove bolts holding skid to bin.
6. Screw legs into tapped holes in bin bottom and tighten to seat legs well against bottom.
7. Set bin upright.
8. Reinstall top onto bin.
9. Remove protective paper from stainless steel exterior.
10. Move bin to permanent location.
11. Adjust "foot" at bottom of each leg to level bin in both directions.
12. Mount icemaker(s) on bin in accordance with icemaker manufacturer's instructions.
13. Connect drain line to 1" FPT female fitting located in bottom of bin.
14. Make final connections to icemaker.

### Installing icemaker drain

(Required for some icemaker applications)

Some icemakers require a special drain system. For these machines Follett predrills the hole and provides the 3/4" straight threaded drain fitting to be installed through the hole. To install the fitting:

1. Remove plastic nut on fitting.
2. From inside bin (liner side), insert threaded portion through hole provided in side of bin.
3. Replace plastic nut on threaded portion and tighten against outside of bin.
4. Connect supplied tubing to icemaker drain connection after installing icemaker.

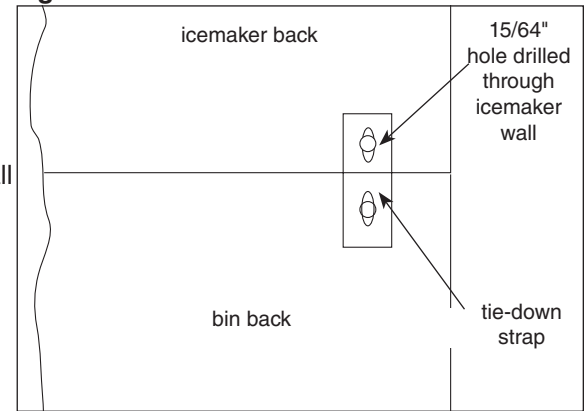
## Installing icemaker tie-downs (Fig. 1)

(Required for some icemaker applications)

Certain icemaker/bin combinations require installation of a tie-down strap. If this fitting has been included with your bin, proceed as follows:

1. Locate back of icemaker flush with back of bin.
2. Using center of vertical slot as a template, drill through icemaker wall with 15/64 drill.
3. Fasten straps to icemaker and bin (bin holes are predrilled) with #14 x 1/2 sheet metal screws and washers provided.

Fig. 1




## Removing lower door assembly

(Only if required for access through narrow doors)

1. With door in closed position, remove Phillips head screw and washer from hinge area on each side of lower access door.
2. Insert screwdriver between door and hinge bracket on one side of door and gently push against bracket to provide room for door stud to clear bracket.
3. Remove access door.
4. Pull up on SmartGATE to remove.
5. Remove screws along top of door assembly.
6. Pull forward on top of assembly and lift to remove.

## Reinstalling door assembly

1. Reinstall lower door assembly in bin opening.
2. Reinstall screws in hood at top of door assembly.
3. Reinstall SmartGATE in side panel tracks and push down to seat.
4. With door in closed position, insert one door stud through hinge bracket, install washer, screw and tighten.  
**Note:** For proper operation the access door must be reinstalled in the closed position.
5. On other side, insert screwdriver between door and hinge bracket and gently push against bracket to provide room for door stud to clear bracket.
6. Reinstall washer and screw in lift door and tighten.
7. Check door to ensure proper operation.



## Operation

### SmartGATE operation

Follett's unique SmartGATE positively controls the flow of ice into lower door assembly area for removal with either a scoop or shovel. SmartGATE can also be adjusted and locked at one of several levels to accommodate flow characteristics of different types of ice.


Bin is shipped with SmartGATE in full down position. SmartGATE can be raised and locked in higher position for better flow or when more access is needed.

### If more ice is needed in lower door area:

1. Use full-length handle at top of SmartGATE to gently lift and jiggle SmartGATE to encourage ice to flow into access area of the bin (Fig. 2). (Loose ice will cascade into lower door area.)
2. When adequate ice has flowed, push SmartGATE back down.

**When more access is needed or to encourage flow of less “slippery” ice:** **Fig. 2**

1. Lock gate at higher level by pulling up and holding SmartGATE at correct level, and pushing tapered end of catch into nearest hole in gate (catch will automatically release when you pull up).
2. To release catch, pull up on SmartGATE.



**Using ice probe tool accessory**

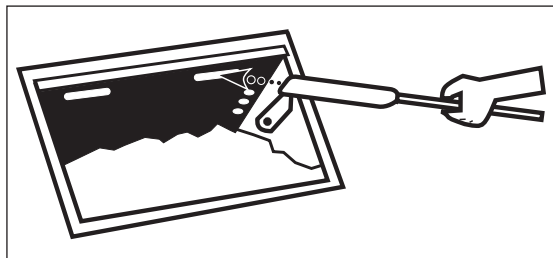
*Ice probe tool is an optional accessory that can be ordered directly from Follett. If your bin has been ordered with ice probe tool accessory, mount probe for easy access on either side of bin in bracket provided.*

**Using probe**

If there is adequate ice in bin but lower door area is not filled with ice, it may be that ice has congealed in bin and cannot flow. This can often be remedied by quickly jiggling SmartGATE several times (**Fig. 2**). If problem continues, probe tool can be inserted through rectangular openings in SmartGATE and agitated back and forth to break up congealed ice mass (**Fig. 3**).

**Note:** Use probe tool only as described above. To avoid possible injury, keep head and face clear of lower door area and tool at all times. Do not use probe tool for other purposes.

**Fig. 3**



**Technical assistance available toll free**

Should you have any questions concerning installation or maintenance of Follett ice storage bins, please call our technical service department at 800 523 9361 or +1 610 252 7301 (US & Canada) between 8 a.m. and 5 p.m. Eastern time and in Poland +48 58 785 6140.

**Cleaning**

Interior of bin must be cleaned and sanitized prior to use and should be cleaned on routine basis during use.

**Interior bin care**

Follett single door upright ice storage bins with SmartGATE are equipped with polyethylene liner walls and stainless steel bottoms which should be cleaned and sanitized periodically with any product suitable for use in a food zone.

**Important: Follett Corporation recommends installing a properly-sized, activated carbon (charcoal) water filter on water supply to icemaker to remove chlorine.**

1. Remove upper inspection windows by sliding windows to one side. Grasp the end of the front window and pull toward you as the window is slid to the opposite side. Repeat for rear window.

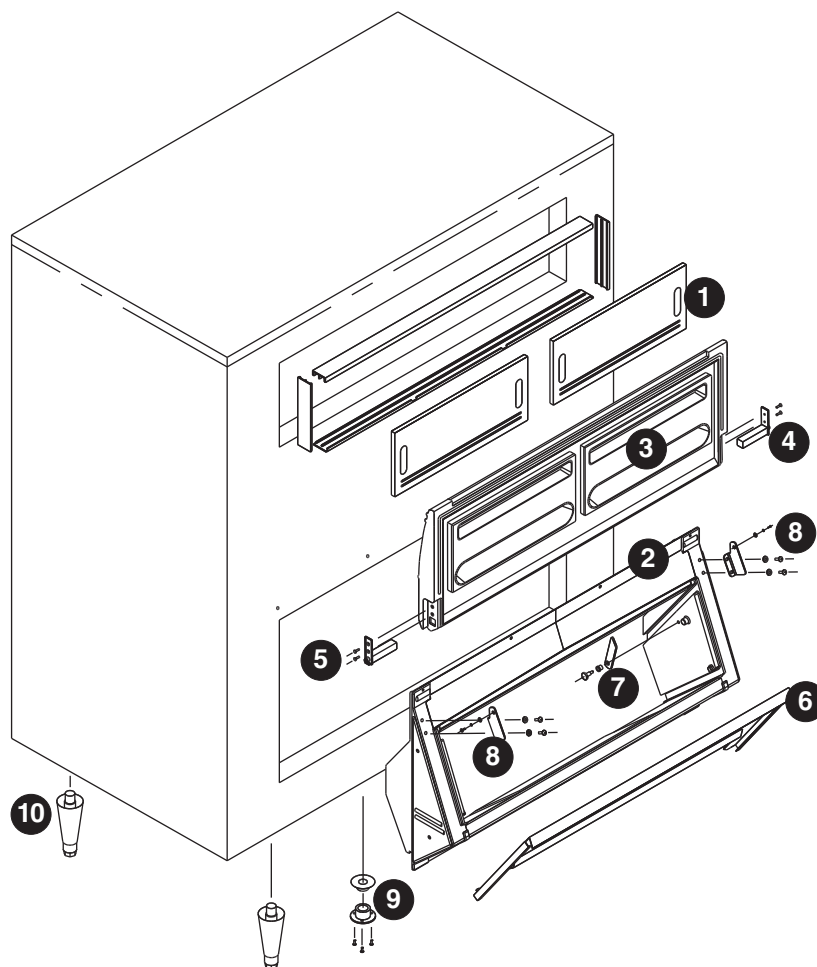


2. Wash bin walls, hopper, access door plate and partition (if any), rinse and sanitize.

**Exterior bin care**

Exterior stainless steel surfaces can be cleaned with a stainless steel cleaner such as 3M Stainless Steel Cleaner & Polish or equivalent.

# Replacement parts



Reference #	Description	Part #
1	(2) Inspection windows, 21.125"W x 8.625"H (537mm W x 219mm H) (2 used per bin)	502237
1	(2) Inspection window, 12.5"W x 9"H (318mm W x 229mm H) (2 used per bin)	502264
2	Frame assembly, lower door, 45" (1067mm) (includes 502177 and 502363)	502361
2	Frame assembly, lower door, 28 (686mm) (includes 502176 and 502367)	502365
3	Door, outer lift, 45" (1067mm) (includes 502178 and 502179)	502177
3	Door, outer lift 28" (686mm) (includes 502178 and 502179)	502176
4	Hinge, RH door mount (includes hardware)	502179
5	Hinge, LH door mount (includes hardware)	502178
6	Ice Gate, 40" (1067mm)	502363
6	Ice Gate, 24" (686mm)	502367
7	Catch, Ice Gate	502185
8	Hinge bracket, bin mount, LH/RH, (pair, includes hardware)	502180
9	Drain assembly, plastic	500977
10	Legs, 6" (153mm) stainless steel (set of 4)	500272
10	Legs, 6" (153mm) stainless steel flanged foot (set of 4) - <i>SDU1000 only</i>	501300
Not shown	Shovel, ice	501796
Not shown	Bracket, ice shovel	502360
Not shown	Rake, ice, 36"	502952
Not shown	Rake, ice, 48"	502303
Not shown	Bracket, rake	502872
Not shown	Paddle, ice, 46.5"	502871
Not shown	Paddle, ice, 59"	502063
Not shown	Bracket, paddle	502064



## Rejestracja gwarancji i ocena sprzętu

Dziękujemy za zakup urządzenia firmy Follett. Mamy nadzieję, że nasze urządzenia spełniają i przekraczają Państwa oczekiwania, gdyż naszym celem jest dostarczenie klientom wysoce wartościowych produktów i usług, zasługujących na ich pełne uznanie.

Prosimy zapoznać się z załączoną instrukcją instalacji i obsługi. Istotne jest przeprowadzenie instalacji zgodnie z wymogami producenta, co zapewni działanie urządzenia z maksymalną wydajnością.

Follett LLC nie będzie ponosić odpowiedzialności za szkody wtórne, wydatki, koszty podłączania lub odłączania lub jakiegokolwiek straty wynikające z wady urządzenia.

Aby uzyskać szczegółowe informacje na temat warunków gwarancji, prosimy odwiedzić naszą stronę internetową [www.follettice.com/productwarranties](http://www.follettice.com/productwarranties).

Rejestracja gwarancji i ocena urządzenia to istotne czynności, ułatwiające nam utrzymanie aktualnych danych o miejscach instalacji naszych urządzeń i o ich działaniu. Prosimy o zarejestrowanie gwarancji na nabyte urządzenie firmy Follett na naszej witrynie [www.follettice.com/support](http://www.follettice.com/support), gdzie należy wybrać Warranty Registration (Rejestracja gwarancji) i Equipment Evaluation (Ocena urządzenia). Jest to łatwe i nieskomplikowane, prosimy o znalezienie na to paru minut jeszcze dzisiaj. Na formularzu jest również miejsce na przekazanie nam komentarzy i informacji zwrotnych. Proszę podzielić się z nami swoimi wrażeniami, abyśmy mogli wykorzystać je w naszych ciągłych dążeniach do usprawnień.

Jesteśmy dumni z naszych znakomitych urządzeń i staramy się usilnie wspierać je znakomitą obsługą klienta i wsparciem technicznym. Chcielibyśmy wiedzieć, w jaki jeszcze sposób moglibyśmy Państwu pomóc. Z przyjemnością odpowiemy na Państwa pytania.

## Registro de Garantía y Evaluación del Equipo

Gracias por haber elegido este producto Follett®. Esperamos que nuestro equipo cumpla o supere sus expectativas porque es nuestro objetivo ofrecer productos y servicios de gran valor que se ganen su plena confianza.

Le rogamos consulte el manual de instalación y de instrucciones adjunto, ya que es muy importante que la instalación se realice según las especificaciones de fábrica para que el equipo funcione a su máxima eficiencia.

Follett LLC no se hace responsable de los daños indirectos, costos, gastos por conexión y desconexión o pérdidas por causa de defecto de la máquina.

Si desea una información más completa sobre la garantía, visite nuestro sitio web [www.follettice.com/productwarranties](http://www.follettice.com/productwarranties).

Las operaciones de registro de la garantía y evaluación del equipo son importantes para que podamos realizar un seguimiento de nuestro equipo y registrar el rendimiento de la maquinaria. Por favor, registre las garantías del equipo Follett en nuestro sitio web [www.follettice.com/support](http://www.follettice.com/support) y seleccione Registro de la Garantía y Evaluación del Equipo. Es muy sencillo, solo le llevará un momento realizar hoy mismo el registro. En el formulario incluimos un espacio en blanco para sus comentarios y opiniones. Infórmenos sobre su experiencia para que podamos incorporarla a nuestros continuos esfuerzos de mejora.

Nos enorgullecemos de producir un equipo excepcional y trabajamos duro para respaldarlo con un soporte técnico y un servicio de atención al cliente de primera. Le rogamos nos indique qué más podemos hacer para ayudarlo. Estaremos encantados de responder a sus dudas.

## Enregistrement de la garantie et évaluation de l'équipement

Merci d'avoir acheté un équipement Follett®. Notre objectif étant d'offrir des produits et des services de grande valeur vous satisfaisant pleinement, nous espérons que celui-ci satisfera, voire dépassera, vos attentes !

Veillez consulter le manuel d'installation et d'exploitation. Il est important que l'installation soit réalisée conformément aux spécifications de l'usine, de sorte que votre équipement fonctionne à son rendement maximum.

Follett LLC n'est pas responsable de tout dommage consécutif, de toute dépense, de tout frais de raccordement ou de déconnexion, ni de toute perte liée à un défaut de la machine.

Pour lire la garantie dans son ensemble, visitez notre site Internet [www.follettice.com/productwarranties](http://www.follettice.com/productwarranties).

L'enregistrement de la garantie et l'évaluation de l'équipement sont importants pour nous aider à suivre notre équipement et pour enregistrer les performances de la machine. Nous vous demandons donc d'enregistrer la garantie de votre équipement Follett sur notre site Internet, [www.follettice.com/support](http://www.follettice.com/support), dans la section Warranty Registration and Equipment Evaluation. Cette opération est simple ; veuillez prendre un moment pour la réaliser aujourd'hui.

Le formulaire contient également un espace pour nous faire parvenir vos commentaires et un retour d'informations. Veuillez nous faire part de votre expérience pour que nous puissions prendre appui dessus pour poursuivre nos efforts constants d'amélioration.

Nous sommes fiers de produire des équipements exceptionnels et nous travaillons avec acharnement pour y associer une assistance à la clientèle et technique exceptionnelle. N'hésitez pas à nous indiquer dans quelle mesure nous pouvons vous aider. Nous serions ravis de répondre à vos questions.

## Garantieregistrierung und Produktbeurteilung

Vielen Dank, dass Sie sich für ein Follett®-Produkt entschieden haben. Wir hoffen, dass unser Produkt Ihre Erwartungen erfüllen oder sogar übertreffen wird, weil wir uns zum Ziel gesetzt haben, hochwertige Produkte und Leistungen anzubieten, die Ihre uneingeschränkte Anerkennung verdienen werden!

Lesen Sie sich bitte die beiliegende Installations- und Betriebsanleitung durch. Es ist wichtig, dass die Installation entsprechend den Werksangaben erfolgt, damit Ihr Produkt mit maximalem Wirkungsgrad arbeiten kann.

Follett LLC ist nicht für Folgeschäden, Ausgaben, Gebühren für Anschluss oder Abschaltung oder Verluste aufgrund eines Defekts der Maschine haftbar.

Vollständige Garantieinformationen finden Sie auf unserer Website unter [www.follettice.com/productwarranties](http://www.follettice.com/productwarranties).

Garantieregistrering und Produktbeurteilung sind wichtig, damit wir einen Überblick über unsere Produkte behalten und ihre Effizienz bewerten können. Wir möchten Sie bitten, Garantien für Follett-Produkte auf unserer Website [www.follettice.com/support](http://www.follettice.com/support) zu registrieren und den Punkt „Garantieregistrering und Produktbeurteilung“ zu wählen. Es ist ganz einfach. Nehmen Sie sich bitte einen Moment Zeit, um die Registrierung heute vorzunehmen. Auf dem Formular ist auch Platz für Kommentare und Feedback vorhanden. Teilen Sie uns bitte Ihre Erfahrungen mit unseren Produkten mit, damit wir sie für unsere fortlaufenden Produktverbesserungen verwenden können. Wir sind stolz darauf, dass wir besondere Produkte herstellen, und wir bemühen uns, unsere Produkte mit besonderem Kundendienst zu unterstützen. Lassen Sie uns bitte wissen, was wir noch für Sie tun können. Wir werden Ihre Fragen gerne beantworten.

## **Registrazione della garanzia e valutazione dell'attrezzatura**

Grazie per aver acquistato un dispositivo Follett®. Ci auguriamo che il nostro prodotto soddisfi o superi le Sue aspettative, in quanto il nostro obiettivo è quello di offrire prodotti e servizi di alta qualità che soddisfino pienamente le vostre esigenze!

La preghiamo di leggere attentamente il manuale per l'installazione e per l'uso allegato. È infatti importante che l'installazione sia effettuata secondo le specifiche di fabbrica in modo tale che il dispositivo operi con la massima efficienza.

La Follett LLC non si assume alcuna responsabilità per danni conseguenti, spese, costi di collegamento o scollegamento o eventuali perdite dovute ad un difetto della macchina.

Per visualizzare i dettagli completi relativi alla garanzia, recarsi alla pagina [www.follettice.com/productwarranties](http://www.follettice.com/productwarranties).

La registrazione della garanzia e la valutazione dell'attrezzatura sono importanti per aiutarci a tenere traccia dei nostri dispositivi e a registrare le prestazioni della macchina. Le chiediamo dunque di registrare le garanzie relative al dispositivo Follett sul nostro sito Web alla pagina [www.follettice.com/support](http://www.follettice.com/support) scegliendo Registrazione della garanzia e Valutazione dell'attrezzatura. Farlo è semplice; dedichi pochi minuti a registrare il prodotto oggi stesso. Sul modulo è inoltre previsto uno spazio in cui potrà fornirci i Suoi commenti e il Suo riscontro. Ci faccia sapere della Sua esperienza in modo che possiamo farne tesoro per il nostro continuo miglioramento.

Siamo orgogliosi di produrre macchinari di ottima qualità e lavoriamo sodo per offrire un servizio di assistenza clienti e tecnico di qualità altrettanto elevata. Ci faccia sapere come possiamo esserle di aiuto. Saremo lieti di rispondere a tutte le Sue domande.

## **Registo da garantia e avaliação do equipamento**

Obrigado por ter adquirido equipamento Follett®. Fazemos votos de que o nosso equipamento cumpra ou exceda as suas expectativas, dado que temos por objetivo fornecer produtos e serviços de elevado valor que mereçam a sua total satisfação!

Pedimos-lhe que leia o manual de instalação e operações em anexo. É importante que a instalação seja levada a cabo de acordo com as especificações da fábrica, para que o seu equipamento funcione com a eficiência máxima.

A Follett LLC não assume a responsabilidade por quaisquer prejuízos indiretos, despesas, custos de ligação ou desligação ou quaisquer outras perdas decorrentes de um defeito na máquina.

Para consultar os dados da garantia, visite o nosso website [www.follettice.com/productwarranties](http://www.follettice.com/productwarranties).

O registo da garantia e a avaliação do equipamento são importantes para nos ajudar a estar a par do nosso equipamento e registar o desempenho da máquina. Pedimos-lhe que registe as garantias de equipamento Follett no nosso website [www.follettice.com/support](http://www.follettice.com/support), em "Warranty Registration and Equipment Evaluation". É muito simples; tire uns minutos para fazer o registo hoje mesmo. O formulário inclui também espaço para os seus comentários e feedback. Conte-nos a sua experiência para que possamos usá-la nos nossos esforços contínuos de melhoria.

Temos muito orgulho em produzir equipamento excepcional e empenhamo-nos em proporcionar um apoio técnico e um apoio ao cliente igualmente excecionais. Diga-nos o que mais podemos fazer para o ajudar. Teremos todo o prazer em responder às suas perguntas.

## **Registrering af garanti og evaluering af udstyr**

Tak for dit køb af Follett ®-udstyr. Forhåbentlig synes du, at vores udstyr lever op til eller overstiger dine forventninger, for vores målsætning er at levere produkter og serviceydelser af høj kvalitet, som du er fuldstændig tilfreds med!

Gennemlæs venligst den vedlagte installations- og driftsmanual. Det er vigtigt at installationen udføres i henhold til fabrikkens specifikationer, så dit udstyr kan fungere med maksimal effektivitet.

Follett LLC hæfter ikke for følgeskader, udgifter, tilslutnings- eller frakoblingsomkostninger eller nogen form for tab, der skyldes en maskindefekt.

Du kan læse de fulde oplysninger om garantien på vores website [www.follettice.com/productwarranties](http://www.follettice.com/productwarranties).

Registrering af garantien og evaluering af udstyret er vigtigt for at hjælpe os med at følge op på vores udstyr og registrere maskinens ydelse. Vi beder dig registrere garantier på Follett-udstyr på vores website [www.follettice.com/support](http://www.follettice.com/support) og vælge Warranty Registration and Equipment Evaluation (Registrering af garanti og evaluering af udstyr). Det er nemt at gøre, så vi beder dig bruge et øjeblik på at registrere dig i dag. Formularen har også plads til, at du kan give os kommentarer og feedback. Fortæl os om dine erfaringer, så vi kan bruge dem i vores fortsatte bestræbelser på at forbedre os.

Vi sætter en ære i at fremstille udstyr i særklasse og arbejder hårdt på at kunne bakke udstyret op med fremragende kundeservice og teknisk support. Fortæl os, hvad vi ellers kan gøre for at hjælpe dig. Vi svarer gerne på dine spørgsmål.

## Registratie van garanties en beoordeling van apparatuur

Gefeliciteerd met uw aankoop van Follett®-apparatuur. We hopen dat onze apparatuur uw verwachtingen invult of zelfs overstijgt, omdat we ernaar streven om hoogwaardige producten en diensten te leveren die u uitermate tevreden stellen!

Lees de bijgevoegde installatie- en bedieningshandleiding zorgvuldig door. Het is belangrijk dat de installatie uitgevoerd wordt volgens de fabrieksspecificaties, zodat uw apparatuur zo efficiënt mogelijk werkt.

Follett LLC is niet aansprakelijk voor enige gevolgschade, uitgaven, montage- of demontagekosten of enige door een defect van de machine geleden verliezen.

Bezoek onze website [www.follettice.com/productwarranties](http://www.follettice.com/productwarranties) voor alle garantiegegevens.

De registratie van garanties en de beoordeling van apparatuur is belangrijk voor ons om onze apparatuur te helpen traceren en de prestaties van de machine te registreren. We verzoeken u dan ook om garanties van Follett-uitrusting te registreren op onze website [www.follettice.com/support](http://www.follettice.com/support) en om "Warranty Registration" (Registratie van garanties) en "Equipment Evaluation" (Beoordeling van apparatuur) te kiezen. Gelieve hier even tijd voor vrij te maken. Het is namelijk zeer eenvoudig. Er is op het formulier ook plaats om opmerkingen en feedback te geven. Breng ons gerust op de hoogte over uw ervaring met onze apparatuur, zodat we ons kunnen blijven verbeteren.

We zijn trots op onze productie van uitstekende apparatuur en werken hard om dit bij te staan door een voortreffelijke klantendienst en technische ondersteuning. Aarzel echter niet om enige andere bijstand te vragen. We zullen uw vragen met plezier beantwoorden.

## Garantiregistrering och utvärdering av utrustning

Tack för att du köpt utrustning från Follett®. Vi hoppas att du ska tycka att den uppfyller eller överträffar dina förväntningar, då vårt mål är att leverera produkter och tjänster av högt värde som gör dig helt nöjd!

Studera medföljande installations- och bruksanvisning. Det är viktigt att installationen genomförs enligt fabrikens anvisningar så att din utrustning arbetar med högsta effektivitet.

Follett LLC ansvarar inte för följdskador, kostnader, avgifter eller förluster som orsakats av fel på maskinen.

Fullständiga garantivillkor finns på vår hemsida [www.follettice.com/productwarranties](http://www.follettice.com/productwarranties).

Garantiregistrering och utvärdering av utrustning är viktig för oss så att vi kan följa upp vår utrustning och dess funktion. Vi vill att du registrerar Folletts utrustningsgaranti på vår hemsida [www.follettice.com/support](http://www.follettice.com/support), där du väljer Garantiregistrering och produktutvärdering. Det är enkelt att göra, så ta dig tid en minut och registrera dig idag. Det finns också utrymme på blanketten för kommentarer och synpunkter. Berätta för oss vad du tycker så att vi kan använda det i våra ansträngningar att alltid bli bättre.

Vi är stolta över att producera överlägsen utrustning och vi arbetar hårt med att stötta den med överlägset kundansvar och tekniskt stöd. Tala om för oss vad vi kan göra mer för att hjälpa dig. Vi svarar gärna på dina frågor.

## Warranty Registration and Equipment Evaluation

Thank you for purchasing Follett® equipment. We hope you find that our equipment meets or exceeds your expectations, as our goal is to deliver high value products and services that earn your complete satisfaction!

Please review the enclosed installation and operations manual. It is important that the installation be performed to factory specifications, so your equipment operates to its maximum efficiency.

Follett LLC will not be liable for any consequential damages, expenses, connecting or disconnecting charges or any losses resulting from a defect of the machine.

For full warranty details, visit our website [www.follettice.com/productwarranties](http://www.follettice.com/productwarranties).

Warranty registration and equipment evaluation is important to help us keep track of our equipment and to record the machine's performance. We request that you register Follett equipment warranties on our website [www.follettice.com/support](http://www.follettice.com/support) and choose Warranty Registration and Equipment Evaluation. It's simple to do; please take a moment to register today. There is also space on the form to provide us with comments and feedback. Please let us know about your experience so we can capture it for our continuous improvement efforts.

We pride ourselves on producing outstanding equipment and we work hard to back it up with outstanding customer and technical support. Please let us know what else we can do to assist you. We would be happy to answer your questions.

SmartGATE is a registered trademark of Follett Corporation, registered in the US.