



| 2019  
effective January 1



ice and water dispensers



ice machines



**FOLLETT®**

EURO LIST PRICE SCHEDULE

# Contents

<b>ICE MACHINES</b> .....	<b>6</b>
<b>EXW Incoterms® 2010 – Wislina, Poland</b> .....	<b>6</b>
Mestro Plus ice machine bin – 425 series .....	6
Maestro Plus flake ice machines for ice storage bin – 425 series .....	7
Maestro Plus Chewblet and Micro Chewlet ice machines for ice storage bins – 425 series .....	7
Maestro Plus Chewblet ice machines for drop-in beverage dispensers – 425 series .....	8
Horizon Elite Chewblet ice machines for ice storage bins – 1010, 1410 series .....	8
Water treatment accessories for ice machines .....	9
Other accessories for ice machines .....	9
<b>EXW Incoterms® 2010 – Easton, PA USA</b> .....	<b>10</b>
Maestro Plus flake ice machines for ice storage bin – 425 series .....	10
Maestro Plus Chewblet ice machines for ice storage bins – 425 series .....	10
Maestro Plus Chewblet ice machines for countertop ice and beverage dispensers – 425 series .....	11
Maestro Plus Chewblet ice machines for Vision dispensers – 425 series .....	11
Top kits for RIDE model Maestro Plus 425 series ice machines for use with countertop ice and beverage dispensers .....	12
Water treatment accessories for ice machines .....	13
Other accessories for ice machines .....	13
<b>VISION LOW-PROFILE ICE AND WATER DISPENSERS</b> .....	<b>14</b>
<b>EXW Incoterms® 2010 – Easton, PA USA</b> .....	<b>14</b>
Vision low-profile ice and water dispensers – VU155N series .....	14
<b>ICE AND WATER DISPENSERS</b> .....	<b>15</b>
<b>EXW Incoterms® 2010 – Wislina, Poland</b> .....	<b>15</b>
Ice and water and ice-only dispensers – E7 series .....	15
Ice and water and ice-only dispensers – E15 series .....	15
Accessories for E7 and E15 series ice and water dispensers .....	16
Symphony Plus ice and water dispensers – E12 series .....	16
Symphony Plus ice-only dispensers – E12 series .....	16
<b>EXW Incoterms® 2010 – Easton, PA USA</b> .....	<b>17</b>
Symphony Plus ice and water dispensers – E12 series .....	17
Symphony Plus ice-only dispensers – E12 series .....	17
Symphony Plus ice and water dispensers with removable ice machine – E25 and E50 series .....	18
Symphony Plus ice-only dispensers – E25 and E50 series .....	18
Water treatment accessories for Symphony Plus ice and water dispensers .....	19
Other accessories for Symphony Plus ice and water dispensers .....	19
Replacement ice machine for use in existing Follett dispensers .....	20
Replacement ice machine ordering matrix .....	20



## Warranty

### Symphony Plus™ ice and water dispensers, Maestro Plus™ and Horizon Elite™ series ice machines

Follett LLC warrants to the original end user that all parts shall be free from defects in material and workmanship under normal use and service for a period of 3 years from the date of installation. Date of installation shall not exceed 90 days from date of shipment. Parts and labor for repair within this 3 year period are covered under this warranty. Labor warranty will apply only to equipment sold and serviced through a Follett Authorized Distributor in its designated territory.

The compressor shall be covered for an additional 2 years (parts only), for a total of 5 years from the date of installation.

### Vision™ ice and beverage dispensers

Follett LLC warrants to the original end user that all parts shall be free from defects in material and workmanship under normal use and service for a period of 2 years from the date of installation. Date of installation shall not exceed 90 days from date of shipment. Parts and labor for repair within this 2 year period are covered under this warranty. For products outside of the U.S., the labor warranty will apply only to equipment sold and serviced through a Follett Authorized Distributor in its designated territory.

#### WARRANTY CONDITIONS

1. Labor warranty will apply only to equipment sold by the Follett Authorized Distributor in his designated territory.
2. Warranty labor must be performed by the local Follett Authorized Distributor or his designated service provider.
3. Customer has documented record of preventive maintenance and cleaning of the machine every 6 months according to the instructions in the dispenser Installation, Operations and Service Manual.
4. The equipment has been installed and operated in compliance with instructions provided by Follett.
5. Malfunctions or damage due to alterations, improper operation, outdoor use, neglect, vandalism, fire, acts of God, or any situation beyond Follett's control are expressly excluded from this warranty.
6. Follett reserves the right to require that any parts covered under this warranty be returned to Follett prepaid and verified as defective upon examination.
7. Any damages resulting from shipment of the unit are expressly excluded. Follett advises customers to carefully examine all shipments prior to acceptance and note all potential damage concerns on the appropriate shipping papers.
8. Excess labor charges resulting from security clearance procedures, safety training, travel time greater than one hour or 80 km (50 miles), premium time labor; after hours, weekends, holidays, etc., will not be covered by Follett LLC and are the responsibility of the equipment owner.

### E7 and E15 Series ice and water dispensers

Follett LLC warrants to the original end user that all parts shall be free from defects in material and workmanship under normal use and service for a period of 2 years from the date of installation. Date of installation shall not exceed 90 days from date of shipment. Parts and labor for repair within this 2 year period are covered under this warranty. Labor warranty will apply only to equipment sold and serviced through a Follett Authorized Distributor in its designated territory.

The compressor shall be covered for an additional 3 years (parts only), for a total of 5 years from the date of installation.

#### WARRANTY CONDITIONS

1. Warranty labor must be performed by the local Follett authorized service agent.
2. The equipment has been installed and operated in compliance with instructions provided by Follett.
3. Customer has documented record of preventive maintenance and cleaning of the machine every 6 months according to the instructions in the dispenser Installation, Operations and Service Manual.
4. Dispenser is used in an application with less than 400 mg/l total dissolved solids in water and less than 200 mg/l hardness (either naturally occurring or treated with reverse osmosis or other TDS reducing technology).
5. Dispenser is not to be used with softened water.
6. Premature internal filter life due to poor supply water is not covered.
7. Malfunctions or damage due to alterations, improper operation, outdoor use, neglect, vandalism, fire, acts of God, or any situation beyond the control of Follett are expressly excluded from this warranty.
8. Follett reserves the right to require that any parts covered under this warranty be returned to Follett prepaid and verified as defective upon examination.
9. Any damages resulting from shipment of the unit are expressly excluded. Follett advises customers to carefully examine all shipments prior to acceptance and note all potential damage concerns on the appropriate shipping papers.
10. Excess labor charges resulting from security clearance procedures, safety training, travel time greater than one hour or 80 km (50 miles), premium time labor; after hours, weekends, holidays, etc., will not be covered by Follett LLC and are the responsibility of the equipment owner.

**This warranty is expressly made in lieu of other warranties, expressed or implied, including any implied warranty of merchantability or fitness for a particular purpose except as provided in the warranty with respect to defects in material and workmanship.** Follett LLC will not be liable for any consequential damages, expenses, connecting or disconnecting charges, or any losses or damages resulting from a defect of the machine. Questions concerning this warranty should be directed to Follett technical service at +1 877 612-5086 (US and Canada), +1 610-252-7301 or Follett Europe technical service at +48 (58) 785-6140, Fax +48 (58) 785-6159.

## Terms

- Products for sale meet all regulatory compliances as noted in the appropriate Follett Product Specification Sheet at the time of sale. Customer understands and accepts these products as meeting the designated regulatory compliances.
- Net 30 day terms on approved accounts
- Prices subject to change without notice
- Specifications subject to change without notice
- This price list supersedes all others
- **All prices in euros**
- **Products priced with EX Works (EXW) terms**
- **Other shipping terms available upon request**

## Return Policy

### **Non-standard equipment cannot be returned.**

Follett equipment may be returned for credit under the following conditions:

1. The equipment is new and unused.
2. A return authorization number has been issued by customer service within 45 days after shipment.
3. Follett receives the equipment at the factory in Pruszcz, Poland within 30 days after issuance of the return authorization number.
4. The equipment must be returned in Follett packaging. If the packaging has been damaged or discarded, Follett will forward new packaging at the customer's expense.

**Note: Return freight charges are the responsibility of the customer. If equipment is returned and is damaged because of improper packaging, Follett LLC will not be held responsible.**

Credit will be issued when the equipment has been inspected by Follett and deemed suitable to be returned to stock.

**Note: 20% restocking charge will be deducted from the credit. If the cost to return the product to stock exceeds 20%, the actual cost will be deducted.**

## Ice machines

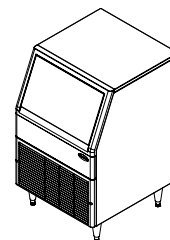
### EXW Incoterms® 2010 – Wislina, Poland

#### Maestro Plus ice machine bin – 425 series

Flake (UF) or Micro Chewblet™ (UM) ice machines with 34 kg (75 lb) bin storage for undercounter or freestanding applications.

Stainless steel exterior with moderate production and storage capacity in a small footprint.

For additional product information, request form# 6785.



Integrated ice machine with bin

Item number	Width cm (in)	Depth cm (in)	Height <sup>1</sup> cm (in)	Production capacity lb (kg)		Condensing unit <sup>2</sup>	Voltage	Approx. ship wt kg (lb)	List price
				32 C air 21 C water (90/70 F)	21 C air 10 C water (70/50 F)				
UFE425A80	59.7 (23.50)	66.0 (26.00)	83.8 (33.00)	148 (325)	193 (425)	A – SC	230/50/1	84 (185)	€ 5,197
UME425A80	59.7 (23.50)	66.0 (26.00)	83.8 (33.00)	148 (325)	193 (425)	A – SC	230/50/1	84 (185)	€ 5,197

<sup>1</sup> 83.8 cm (33.00") with leveling feet for undercounter use. 99.1 cm (39.00") with bullet legs for freestanding application.

<sup>2</sup> Condensing unit: A – SC = Air – self-contained

## Ice Machine Model Number Configurations

<div> <div>MC</div> <div>E</div> <div>425</div> <div>A</div> <div>B</div> <div>T</div> </div>							
Ice machine		Voltage	Series		Condenser		Configuration
MC	Maestro Plus Chewblet (425)	E 230/50/1 (icemaking head) <i>Self-contained only.</i>	425	up to 193 kg (425 lb)	A	Air-cooled, self-contained	S RIDE® (remote ice delivery equipment)
MM	Maestro Plus Micro Chewblet (425)		1010	up to 482 kg (1061 lb)	W	Water-cooled, self-contained	T Top-mount
MF	Maestro Plus Flake (425)		1410	up to 666 kg (1466 lb)			
HC	Horizon Elite Chewblet (1010, 1410)						
					H	Harmony™ (countertop ice and beverage dispenser)	
					B	Ice storage bin	
					J	Drop-in	

## Maestro Plus flake ice machines for ice storage bin – 425 series

Flake ice machines for mounting on ice storage bins.

Refer to Follett ice storage, ice transportation and ice handling form# B300 for capacities and sizes of bins available.

For additional product information, request form# 6950 or 6955.



Item number	Width cm (in)	Depth cm (in)	Height cm (in)	Production capacity kg (lb)		Condensing unit <sup>1</sup>	Voltage	Approx. ship wt kg (lb)	List price
				32 C air	21 C air				
				21 C water (90/70 F)	10 C water (70/50 F)				
425 series top mount ice machines									
MFE425ABT	57.7 (22.70)	61.6 (24.25)	54.0 (21.25)	148 (325)	193 (425)	A – SC	230/50/1	73 (160)	€ 6,033

<sup>1</sup> Condensing unit: A – SC = Air – self-contained

## Maestro Plus Chewblet and Micro Chewlet ice machines for ice storage bins – 425 series

Ice machines with RIDE remote ice delivery equipment include 3 m (10') of insulated ice transport tube. Factory approval required for lengths over 6.1 m (20').

Refer to Follett ice storage, ice transportation and ice handling form# B300 for capacities and sizes of bins available.

For additional product information, request form# 6945, 6950 or 6955.



Top mount



RIDE model

Item number	Width cm (in)	Depth cm (in)	Height cm (in)	Production capacity kg (lb)		Condensing unit¹	Voltage	Approx. Ship wt kg (lb)	List price
				32 C air 21 C water (90/70 F)	21 C air 10 C water (70/50 F)				
425 series top mount ice machines									
MCE425ABT	57.7 (22.70)	61.6 (24.25)	54.0 (21.25)	148 (325)	193 (425)	A – SC	230/50/1	73 (160)	€ 6,033
MME425ABT	57.7 (22.70)	61.6 (24.25)	54.0 (21.25)	148 (325)	193 (425)	A – SC	230/50/1	73 (160)	€ 6,233

## 425 series RIDE ice machines

MCE425ABS	18.80 (47.8)	22.75 (57.8)	17.10 (43.4)	148 (325)	193 (425)	A – SC	230/50/1	73 (160)	€ 7,181
-----------	--------------	--------------	--------------	-----------	-----------	--------	----------	----------	---------

<sup>1</sup> Condensing unit: A – SC = Air – self-contained

## Maestro Plus Micro Chewblet ice machines for drop-in beverage dispensers – 425 series

Ice machines with RIDE remote ice delivery equipment include 3 m (10') of insulated ice transport tube. Factory approval required for lengths over 6.1 m (20').

For additional product information, request form# 6945



RIDE model

Item number	Width cm (in)	Depth cm (in)	Height cm (in)	Production capacity kg (lb)		Condensing unit <sup>1</sup>	Voltage	Approx. Ship wt kg (lb)	List price
				32 C air 21 C water (90/70 F)	21 C air 10 C water (70/50 F)				
425 series RIDE ice machines									
MME425AJS	57.7 (22.70)	61.6 (24.25)	54.0 (21.25)	148 (325)	193 (425)	A – SC	230/50/1	73 (160)	€ 7,381
MME425WJS	57.7 (22.70)	61.6 (24.25)	54.0 (21.25)	148 (325)	193 (425)	W – SC	230/50/1	73 (160)	€ 7,381

<sup>1</sup> Condensing unit: A – SC = Air – self-contained W – SC = Water – self-contained

## Horizon Elite Chewblet ice machines for ice storage bins – 1010, 1410 series

Ice machines with RIDE remote ice delivery equipment include 3 m (10') of insulated ice transport tube. Maximum run length of ice transport tube is 22.8 m (75').

For additional product information, request form# 7030 for 1010 and 1410 self-contained. Refer to form# 2925 for capacities and sizes of bins available.



Top mount



RIDE model

Item number	Width in (cm)	Depth in (cm)	Height in (cm)	Production capacity lb (kg)		Condensing unit <sup>1</sup>	Voltage	Approx ship wt lb (kg)	List price
				32 C air 21 C water (90/70 F)	21 C air 10 C water (70/50 F)				
1010 series RIDE ice machines									
HCE1010ABS	74.0 (29.15)	59.1 (23.25)	57.2 (22.50)	347 (765)	482 (1061)	A – SC	230/50/1	124 (275)	€ 11,016
1410 series top mount ice machines									
HCE1410ABT	74.0 (29.15)	63.9 (25.15)	57.2 (22.50)	498 (1097)	666 (1466)	A – SC	230/50/1	138 (305)	€ 12,719
1410 series RIDE ice machines									
HCE1410ABS	74.0 (29.15)	63.9 (25.15)	57.2 (22.50)	498 (1097)	666 (1466)	A – SC	230/50/1	138 (305)	€ 13,495

<sup>1</sup> Condensing unit: A – SC = Air – self-contained



## Water treatment accessories for ice machines

Item number	Description	List price
<b>Standard capacity filter system</b>		
00130229	Water filter system (one per ice machine)	€ 592
00130245	Water filter cartridge – primary, single	€ 128
00954297	Water filter cartridge – primary, carton of 6	€ 622
00130211	Water pre-filter cartridge – pre-filter, single	€ 20
00954305	Water pre-filter cartridge – pre-filter, carton of 12	€ 204
<b>High capacity filter system</b>		
00978957	High capacity water filter system (one per ice machine)	€ 719
00978965	High capacity water filter cartridge – primary, single	€ 230
00978973	High capacity water filter cartridge – primary, carton of 6	€ 1,234
00130211	Water pre-filter cartridge – pre-filter, single	€ 20
00954305	Water pre-filter cartridge – pre-filter, carton of 12	€ 204
<b>Other filtration</b>		
00986059	Claris hardness removal filtration system	€ 617
00985127	Replacement filter for Claris system	€ 362

## Other accessories for ice machines

Item number	Description	List price
AFWALLMTBRKT	Wall mount bracket for Maestro Plus 425A/W series RIDE model ice machines	€ 245
01151935	Insulated ice transport tube, EU compliant, purchased in 1.52 m (5') increments	€ 83 / meter
AFR400STND	Ice machine stand for Maestro Plus 425A/W series – height adjustable from 17.27 cm (6.80") to 21.08 cm (8.30")	€ 551
01085455	Wall mount bracket for Horizon Elite 1010A/W and 1410A/W series RIDE model ice machines	€ 342
01085463	Ice machine stand for Horizon Elite 1010A/W series and 1410A/W series – height adjustable from 17.27 cm (6.80") to 21.08 cm (8.30")	€ 551
01147826	SafeCLEAN Plus™, liquid – environmentally responsible ice machine cleaner (1 x 237 ml (8 oz) bottles)	€ 15
01149954	SafeCLEAN Plus, liquid – environmentally responsible ice machine cleaner (6 x 237 ml (8 oz) bottles)	€ 77
01149962	SafeCLEAN Plus, liquid – environmentally responsible ice machine cleaner (carton of 24 x 237 ml (8 oz) bottles)	€ 275
00132068	SaniSponge™, 4 sanitary sponges with plunger	€ 10
01075431	SaniSponge, 24 sanitary sponges	€ 46

## EXW Incoterms® 2010 – Easton, PA USA

### Maestro Plus flake ice machines for ice storage bin – 425 series

Flake ice machines for mounting on ice storage bins.

Refer to Follett ice storage, ice transportation and ice handling form# B300 for capacities and sizes of bins available.

For additional product information, request form# 6950 or 6955.



Item number	Width cm (in)	Depth cm (in)	Height cm (in)	Production capacity kg (lb)		Condensing unit¹	Voltage	Approx. ship wt kg (lb)	List price
				32 C air 21 C water (90/70 F)	21 C air 10 C water (70/50 F)				
425 series top mount ice machines									
MFE425WBT	57.7 (22.70)	61.6 (24.25)	54.0 (21.25)	185 (408)	221 (486)	W – SC	230/50/1	73 (160)	€ 6,033

<sup>1</sup> Condensing unit: W – SC = Water – self-contained

### Maestro Plus Chewblet ice machines for ice storage bins – 425 series

Ice machines with RIDE remote ice delivery equipment include 3 m (10') of insulated ice transport tube. Factory approval required for lengths over 6.1 m (20').

Refer to Follett ice storage, ice transportation and ice handling form# B300 for capacities and sizes of bins available.

For additional product information, request form# 6945, 6950 or 6955.



Top mount



RIDE model

Item number	Width cm (in)	Depth cm (in)	Height cm (in)	Production capacity kg (lb)		Condensing unit <sup>1</sup>	Voltage	Approx. ship wt kg (lb)	List price
				32 C air 21 C water (90/70 F)	21 C air 10 C water (70/50 F)				
425 series top mount ice machines									
MCE425WBT	57.7 (22.70)	61.6 (24.25)	54.0 (21.25)	185 (408)	221 (486)	W – SC	230/50/1	73 (160)	€ 6,033

#### 425 series RIDE ice machines

MCE425WBS	47.8 (18.80)	52.7 (20.75)	43.4 (17.10)	185 (408)	221 (486)	W – SC	230/50/1	73 (160)	€ 7,181
-----------	--------------	--------------	--------------	-----------	-----------	--------	----------	----------	---------

<sup>1</sup> Condensing unit: W – SC = Water – self-contained

## Maestro Plus Chewblet ice machines for countertop ice and beverage dispensers – 425 series

Top mount ice machine **requires stainless steel top kit**, sold separately. See top kit charts on page 12 for top kit numbers.

Ice machines with RIDE remote ice delivery equipment include (10') of insulated ice transport tube and universal RIDE model adapter kit (item# 00182170). Factory approval required for ice transport tube lengths over 6.1 m (20'). See below for approved dispensers.

All dispensers must be configured for nugget ice. See dispenser manufacturer for appropriate nugget ice kits, if required.

For additional product information, request form# 6945.



RIDE model

Item number	Width cm (in)	Depth cm (in)	Height cm (in)	Production capacity kg (lb)		Condensing unit <sup>1</sup>	Voltage	Approx. ship wt kg (lb)	List price
				32 C air 21 C water (90/70 F)	21 C air 10 C water (70/50 F)				
425 series RIDE ice machines									
MCE425AHS	47.8 (18.80)	57.8 (22.75)	43.4 (17.10)	148 (325)	193 (425)	A – SC	230/50/1	73 (160)	€ 7,181

<sup>1</sup> Condensing unit: A – SC = Air – self-contained

## Maestro Plus Chewblet ice machines for Vision dispensers – 425 series

**3 m (10') insulated ice transport tube comes with each Vision dispenser, not with the ice machine.** Additional tubing or tubing for replacement ice machines or for multiple ice machines must be ordered separately. Factory approval required for lengths over 6.1 m (20'). One 6.1 m (20') bin signal wire for fill control included with each ice machine.

Maximum of two ice machines per Vision dispenser.

For additional product information, request form# 6945.



RIDE model - Vision

Item number	Width cm (in)	Depth cm (in)	Height cm (in)	Production capacity kg (lb)		Condensing unit¹	Voltage	Approx. ship wt kg (lb)	List price
				32 C air 21 C water (90/70 F)	21 C air 10 C water (70/50 F)				
425 series RIDE ice machines									
MCE425AVS	47.8 (18.80)	57.8 (22.75)	43.4 (17.10)	148 (325)	193 (425)	A – SC	230/50/1	73 (160)	€ 7,181
MCE425WVS	47.8 (18.80)	52.7 (20.75)	43.4 (17.10)	185 (408)	221 (486)	W – SC	230/50/1	73 (160)	€ 7,181

<sup>1</sup> Condensing unit: A – SC = Air – self-contained    W – SC = Water – self-contained

**Approved for RIDE model – ice and beverage dispensers manufactured by others<sup>1</sup>**

Coca-Cola Freestyle 7000 <sup>2,3</sup> and 9000 <sup>3</sup>	Lancer 4500-22N	Servend MD175
Cornelius DB/DF/ED150BC Series	Lancer 4500-30N	Servend MD200
Cornelius DB/DF/ED175BC Series	Lancer FS-16N	Servend MD250
Cornelius DB/DF/ED200BC Series	Lancer FS-22N	Servend MDH302
Cornelius DB/DF/ED250BC Series	Lancer FS-30N	Servend MDH402
Cornelius DB/DF/ED300BC Series	Lancer FS-44N	Servend SV175
Cornelius IDC215/255 and Pro Fast Gate	Lancer Sensation and TouchPoint	Servend SV200
Cornelius IDC Pro	Pepsi Spire 3.0 <sup>4</sup> and 5.0 <sup>4</sup>	Servend SV250
Cornelius Flavor Fusion/Overload	Servend MD150	

**Top kits for RIDE model Maestro Plus 425 series ice machines for use with countertop ice and beverage dispensers**

Top kit accessory	Ice machine model number	Dispenser	Dispenser model number	Dispenser series width	List price
<b>Required Maestro Plus 425 series RIDE model stainless steel adapter kits<sup>1</sup></b>					
MSF30SC <sup>2,3</sup>	Available for all models that end in HS.	Coca-Cola	Freestyle 7000	30"	€ 306
MSP24SC <sup>4</sup>		Pepsi	Spire 3.0	24"	€ 286
MSP30SC <sup>4</sup>	Example: MCE425AHS	Pepsi	Spire 5.0	30"	€ 306

**Optional Maestro Plus 425 series RIDE model stainless steel adapter kits<sup>1</sup>**

MSC22SC	Available for all models that end in HS.	Cornelius	DB/DF/ED150BC	22"	€ 1,193
MSC24SC		Cornelius	DB/DF/ED175BC	24"	€ 1,250
MSC30SC		Cornelius	DB/DF/ED200BC	30"	€ 1,311
MSC30SC		Cornelius	DB/DF/ED250BC	30"	€ 1,311
MSC44SC	Example: MCE425AHS	Cornelius	DB/DF/ED300BC	44"	€ 1,341
MSL22SC		Lancer	FS-22N	22"	€ 1,193
MSL30SC		Lancer	4500-30N	30"	€ 1,311
MSL30SC		Lancer	FS-30N	30"	€ 1,311

<sup>1</sup> All dispensers must be configured for nugget ice. See dispenser manufacturer for appropriate nugget ice kits, if required. Approved dispensers for top mount ice machine applications are listed above.

<sup>2</sup> Top kit MSF30SC required with Coca-Cola Freestyle 7000. Top adapter 46412 and ice kit 46430 must also be ordered from Coca-Cola.

<sup>3</sup> Consult with Coca-Cola and Follett to qualify application prior to ordering.

<sup>4</sup> RIDE application is approved only for Pepsi Spire 3.0 and 5.0 designed for top mount ice machines and requires MSP24SC for 3.0 and MSP30SC for 5.0, ordered separately. For manual fill versions of Pepsi Spire 3.0 and 5.0, contact factory.

## Water treatment accessories for ice machines

Item number	Description	List price
<b>Standard capacity filter system</b>		
00130229	Water filter system (one per ice machine)	€ 592
00130245	Water filter cartridge – primary, single	€ 128
00954297	Water filter cartridge – primary, carton of 6	€ 622
00130211	Water pre-filter cartridge – pre-filter, single	€ 20
00954305	Water pre-filter cartridge – pre-filter, carton of 12	€ 204
<b>High capacity filter system</b>		
00978957	High capacity water filter system (one per ice machine)	€ 719
00978965	High capacity water filter cartridge – primary, single	€ 230
00978973	High capacity water filter cartridge – primary, carton of 6	€ 1,234
00130211	Water pre-filter cartridge – pre-filter, single	€ 20
00954305	Water pre-filter cartridge – pre-filter, carton of 12	€ 204
<b>Carbonless high capacity filter system</b>		
01050442	Carbonless high capacity water filter system (one per ice machine)	€ 638
01050426	Carbonless high capacity water filter cartridge – primary, single	€ 148
01050434	Carbonless high capacity water filter cartridge – primary, carton of 6	€ 740
00130211	Water pre-filter cartridge – pre-filter, single	€ 20
00954305	Water pre-filter cartridge – pre-filter, carton of 12	€ 204
<b>Other filtration</b>		
00986059	Claris hardness removal filtration system	€ 617
00985127	Replacement filter for Claris system	€ 362

## Other accessories for ice machines

Item number	Description	List price
AFWALLMTBRKT	Wall mount bracket for Maestro Plus 425A/W series RIDE model ice machines	€ 245
01151935	Insulated ice transport tube, EU compliant, purchased in 1.52 m (5') increments	€ 83 / meter
AFR400STND	Ice machine stand for Maestro Plus 425A/W series – height adjustable from 17.27 cm (6.80") to 21.08 cm (8.30")	€ 551
00918045	Front cover retrofit kit for Maestro 400 series, top mount models only	€ 230
01147826	SafeCLEAN Plus, liquid – environmentally responsible ice machine cleaner (1 x 237 ml (8 oz) bottles)	€ 15
01149954	SafeCLEAN Plus, liquid – environmentally responsible ice machine cleaner (6 x 237 ml (8 oz) bottles)	€ 77
01149962	SafeCLEAN Plus, liquid – environmentally responsible ice machine cleaner (carton of 24 x 237 ml (8 oz) bottles)	€ 275
00132068	SaniSponge™, 4 sanitary sponges with plunger	€ 10
01075431	SaniSponge, 24 sanitary sponges	€ 46
00939140	9 m (30') bin signal extension cord	€ 117
00939157	18 m (60') bin signal extension cord	€ 173
01151943	Maestro Plus 425 series universal RIDE model adapter kit	€ 474

## Vision low-profile ice and water dispensers

**EXW Incoterms® 2010 – Easton, PA USA**

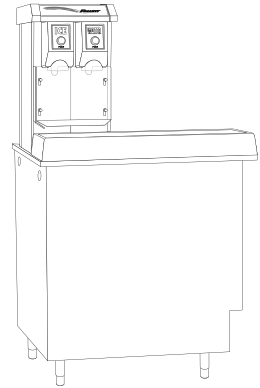
### Vision low-profile ice and water dispensers – VU155N series

Ice and water dispensers with undercounter ice storage. Dispensers are ready to accept 1 or 2 Follett RIDE model Chewblet ice machines, sold separately (see page 11).

Standard equipment includes:

- Water dispense valve only
- 15.24 - 22.86 cm (6.00" - 9.00") legs
- 3 m (10') ice transport tube for connection to Follett ice machine. Ice machine ordered separately.

For additional product information, request form# 6975.



Vision VU155N Series ice and water dispenser

Item number	Max. storage capacity kg (lb)	Width cm (in)	Depth cm (in)	Height cm (in)	Tower side (facing unit)	Ice/beverage actuation	Voltage	Approx. ship wt kg (lb)	List price
<b>VU155N series ice and water dispensers</b>									
EVU155NORP	68 (150)	79.4 (31.25)	69.5 (27.38)	149.6 (58.88)	Right	Push button	230/50/1	105 (232)	€ 10,379
EVU155NOLP	68 (150)	79.4 (31.25)	69.5 (27.38)	149.6 (58.88)	Left	Push button	230/50/1	105 (232)	€ 10,379
EVU155NORL	68 (150)	79.4 (31.25)	69.5 (27.38)	149.6 (58.88)	Right	Sanitary lever	230/50/1	105 (232)	€ 10,379
EVU155NOLL	68 (150)	79.4 (31.25)	69.5 (27.38)	149.6 (58.88)	Left	Sanitary lever	230/50/1	105 (232)	€ 10,379
<b>VU155N series ice-only dispensers</b>									
EVU155NWRP	68 (150)	79.4 (31.25)	69.5 (27.38)	149.6 (58.88)	Right	Push button	230/50/1	105 (232)	€ 10,164
EVU155NWLP	68 (150)	79.4 (31.25)	69.5 (27.38)	149.6 (58.88)	Left	Push button	230/50/1	105 (232)	€ 10,164
EVU155NWRL	68 (150)	79.4 (31.25)	69.5 (27.38)	149.6 (58.88)	Right	Sanitary lever	230/50/1	105 (232)	€ 10,164
EVU155NWLL	68 (150)	79.4 (31.25)	69.5 (27.38)	149.6 (58.88)	Left	Sanitary lever	230/50/1	105 (232)	€ 10,164

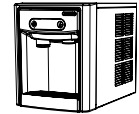
# Ice and water dispensers

## EXW Incoterms® 2010 – Wislina, Poland

### Ice and water and ice-only dispensers – E7 series

Countertop ice and water dispensers and ice-only dispensers with integral air-cooled ice machine and with or without internal, 5 micron filter. Produces up to 54.4 kg (120 lb) of Chewblet compressed nugget ice in a 24-hour period. Storage capacity of 3 kg (7 lb). For additional information request form# 5045.

**Note: For use in applications with greater than 5 mg/l but less than 400 mg/l total dissolved solids in water and less than 200 mg/l hardness (either naturally occurring or treated with reverse osmosis or other TDS reducing technology).**



E7 series  
countertop

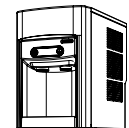
Item number	Configuration	Panels	Width cm (in)	Depth cm (in)	Height cm (in)	Approx. ship wt kg (lb)	List price
E7CI100A-IW-CF-ST-00	Countertop ice and water, internal filter	Stainless	37.1 (14.62)	56.2 (22.12)	44.8 (17.62)	41 (90)	€ 5,630
E7CI100A-IW-CF-BK-00	Countertop ice and water, internal filter	Black	37.1 (14.62)	56.2 (22.12)	44.8 (17.62)	41 (90)	€ 5,890
E7CI100A-IW-NF-ST-RD	Countertop ice and water, rear drain, no filter	Stainless	37.1 (14.62)	56.2 (22.12)	44.8 (17.62)	41 (90)	€ 5,432
E7CI100A-IW-NF-BK-RD	Countertop ice and water, rear drain, no filter	Black	37.1 (14.62)	56.2 (22.12)	44.8 (17.62)	41 (90)	€ 5,690
E7CI100A-NW-NF-ST-00	Countertop ice-only, no internal filter	Stainless	37.1 (14.62)	56.2 (22.12)	44.8 (17.62)	41 (90)	€ 5,430
E7CI100A-NW-NF-BK-00	Countertop ice-only, no internal filter	Black	37.1 (14.62)	56.2 (22.12)	44.8 (17.62)	41 (90)	€ 5,690
E7CI100A-NW-NF-ST-RD	Countertop ice-only, rear drain, no filter	Stainless	37.1 (14.62)	56.2 (22.12)	44.8 (17.62)	41 (90)	€ 5,430
E7CI100A-NW-NF-BK-RD	Countertop ice-only, rear drain, no filter	Black	37.1 (14.62)	56.2 (22.12)	44.8 (17.62)	41 (90)	€ 5,690

Available accessories are listed on page 16.

### Ice and water and ice-only dispensers – E15 series

Countertop ice and water dispensers and ice-only dispensers with integral air-cooled ice machine. Produces up to 54.4 kg (120 lb) of Chewblet compressed nugget ice in a 24-hour period. Storage capacity of 7 kg (15 lb). For additional information request form# 6200.

**Note: For use in applications with greater than 5 mg/l but less than 400 mg/l total dissolved solids in water and less than 200 mg/l hardness (either naturally occurring or treated with reverse osmosis or other TDS reducing technology).**



E15 series  
countertop

Item number	Configuration	Panels	Width cm (in)	Depth cm (in)	Height cm (in)	Approx. ship wt kg (lb)	List price
E15CI100A-IW-CF-ST-00	Countertop ice and water, internal filter	Stainless	37.1 (14.62)	59.7 (23.50)	57.2 (22.50)	45 (100)	€ 6,210
E15CI100A-IW-CF-BK-00	Countertop ice and water, internal filter	Black	37.1 (14.62)	59.7 (23.50)	57.2 (22.50)	45 (100)	€ 6,470
E15CI100A-IW-NF-ST-RD	Countertop ice and water, rear drain, no filter	Stainless	37.1 (14.62)	59.7 (23.50)	57.2 (22.50)	45 (100)	€ 6,025
E15CI100A-IW-NF-BK-RD	Countertop ice and water, rear drain, no filter	Black	37.1 (14.62)	59.7 (23.50)	57.2 (22.50)	45 (100)	€ 6,285
E15CI100A-NW-NF-ST-00	Countertop ice-only, no filter	Stainless	37.1 (14.62)	59.7 (23.50)	57.2 (22.50)	45 (100)	€ 6,02
E15CI100A-NW-NF-BK-00	Countertop ice-only, no filter	Black	37.1 (14.62)	59.7 (23.50)	57.2 (22.50)	45 (100)	€ 6,285
E15CI100A-NW-NF-ST-RD	Countertop ice-only, rear drain, no filter	Stainless	37.1 (14.62)	59.7 (23.50)	57.2 (22.50)	45 (100)	€ 6,025
E15CI100A-NW-NF-BK-RD	Countertop ice-only, rear drain, no filter	Black	37.1 (14.62)	59.7 (23.50)	57.2 (22.50)	45 (100)	€ 6,285

Available accessories are listed on page 16.

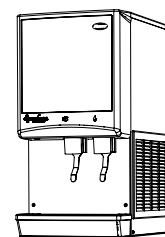
## Accessories for E7 and E15 series ice and water dispensers

Item number	Description	List price
00968107	Replacement cartridges for E7CI and E15CI series filter	€ 77
00956300	10.16 cm (4.00") legs, for countertop models (CI)	€ 240
00981977	Drip tray drain kit for E7CI (includes 10.16 cm (4.00") legs)	€ 372
00956292	Base stand, to convert CI to FS, stainless panels	€ 658
01255454	Base stand, to convert CI to FS, black panels	€ 835
00956375	Drip tray drain kit for E7CI and E15CI when used with base stand (item# 00956292)	€ 138
00956318	15.24 cm (6.00") legs, for base stand (item# 00956292)	€ 240
01147826	SafeCLEAN Plus, liquid – environmentally responsible ice machine cleaner (1 x 237 ml (8 oz) bottles)	€ 15
01149954	SafeCLEAN Plus, liquid – environmentally responsible ice machine cleaner (6 x 237 ml (8 oz) bottles)	€ 77
01149962	SafeCLEAN Plus, liquid – environmentally responsible ice machine cleaner (carton of 24 x 237 ml (8 oz) bottles)	€ 275
00986059	Claris hardness removal filtration system	€ 617
00985127	Replacement filter for Claris system	€ 362

## Symphony Plus ice and water dispensers – E12 series

Countertop and wall mount ice and water dispensers with 5 kg (12 lb) of storage. Integral ice machine produces up to 186.1 kg (410 lb) of ice per day<sup>1</sup>. Stainless steel cabinet with accent trim. Water station included. Standard electrical configuration 230/50/1. Lever dispensing.

For additional product information, request form# 6940.



Countertop with integral ice machine

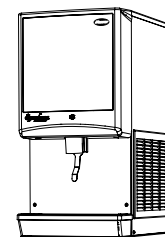
Item number	Configuration	Width cm (in)	Depth cm (in)	Height cm (in)	Condenser	Ice machine location	Approx. ship wt kg (lb)	List price
<b>E12 series with lever dispensing</b>								
E12CI425A-L	Countertop	41.9 (16.12)	59.7 (23.50)	82.6 (32.50)	air-cooled	integral	91 (199)	€ 6,559

<sup>1</sup> Production data at 21 C air / 10 C water for Symphony Plus series.  
Available accessories are listed on page 19.

## Symphony Plus ice-only dispensers – E12 series

Countertop ice dispensers with 5 kg (12 lb) of storage. Ice-only; no water. Integral ice machine produces up to 186.1 kg (410 lb) of ice per day<sup>1</sup>. Stainless steel cabinet with accent trim. Standard electrical configuration 230/50/1. Lever dispensing.

For additional product information, request form# 6940.



Countertop with integral ice machine

Item number	Configuration	Width cm (in)	Depth cm (in)	Height cm (in)	Condenser	Ice machine location	Approx. ship wt kg (lb)	List price
<b>E12 series ice-only with lever dispensing</b>								
E12CI425A-LI	Countertop	41.9 (16.12)	59.7 (23.50)	82.6 (32.50)	air-cooled	integral	91 (199)	€ 6,559


<sup>1</sup> Production data at 21 C air / 10 C water for Symphony Plus series.  
Available accessories are listed on page 19.



**Symphony Plus ice and water dispensers – E12 series**

Countertop ice and water dispensers with 5 kg (12 lb) of storage. Integral ice machine produces up to 186.1 kg (410 lb) of ice per day<sup>1</sup>. Stainless steel cabinet with accent trim. Water station included. Standard electrical configuration 230/50/1. SensorSAFE™ infrared dispensing.

For additional product information, request form# 6940.



Countertop with integral ice machine

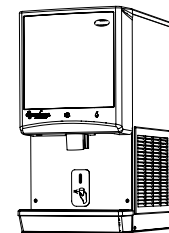
Item number	Configuration	Width cm (in)	Depth cm (in)	Height cm (in)	Condenser	Ice machine location	Approx. ship wt kg (lb)	List price
<b>E12 series with SensorSAFE infrared dispensing</b>								
E12CI425A-S	Countertop	41.9 (16.12)	59.7 (23.50)	82.6 (32.50)	air-cooled	integral	91 (199)	€ 6,559

<sup>1</sup> Production data at 21 C air / 10 C water for Symphony Plus series.  
Available accessories are listed on page 19.

**Symphony Plus ice-only dispensers – E12 series**

Countertop ice dispensers with 5 kg (12 lb) of storage. Ice-only; no water. Integral ice machine produces up to 186.1 kg (410 lb) of ice per day<sup>1</sup>. Stainless steel cabinet with accent trim. Standard electrical configuration 230/50/1. SensorSAFE infrared dispensing.

For additional product information, request form# 6940.



Countertop with integral ice machine

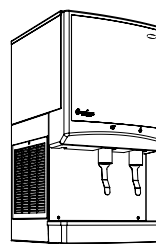
Item number	Configuration	Width cm (in)	Depth cm (in)	Height cm (in)	Condenser	Ice machine location	Apporx. ship wt kg (lb)	List price
<b>E12 series ice-only with SensorSAFE infrared dispensing</b>								
E12CI425A-SI	Countertop	40.9 (16.12)	59.7 (23.50)	82.6 (32.50)	air-cooled	integral	91 (199)	€ 6,559

<sup>1</sup> Production data at 21 C air / 10 C water for Symphony Plus series.  
Available accessories are listed on page 19.

## Symphony Plus ice and water dispensers with removable ice machine – E25 and E50 series

Countertop ice and water dispensers with 11.3 kg (25 lb) or 22.7 kg (50 lb) of storage. Removable icemaking module produces up to 186.1 kg (410 lb) of ice per day<sup>1</sup>. Stainless steel cabinet with accent trim. Water station included. Standard electrical configuration 230/50/1. Choose appropriate item number for SensorSAFE infrared dispensing or lever dispensing.

For additional product information, request form# 7090.



Countertop with removable ice machine behind splash panel

Item number	Configuration	Width cm (in)	Depth cm (in)	Height cm (in)	Condenser	Ice machine location	Approx. ship wt kg (lb)	List price
<b>E25 series with SensorSAFE infrared dispensing</b>								
E25CI425A-S	Countertop	53.3 (21.00)	61.0 (24.00)	91.4 (36.00)	air-cooled	behind splash panel	99 (219)	€ 9,257
<b>E25 series with lever dispensing</b>								
E25CI425A-L	Countertop	53.3 (21.00)	61.0 (24.00)	91.4 (36.00)	air-cooled	behind splash panel	99 (219)	€ 9,257
<b>E50 series with SensorSAFE infrared dispensing</b>								
E50CI425A-S	Countertop	53.3 (21.00)	61.0 (24.00)	101.6 (40.00)	air-cooled	behind splash panel	99 (219)	€ 9,914
<b>E50 series with lever dispensing</b>								
E50CI425A-L	Countertop	53.3 (21.00)	61.0 (24.00)	101.6 (40.00)	air-cooled	behind splash panel	99 (219)	€ 9,914

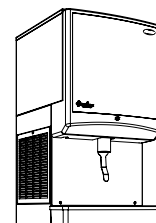
<sup>1</sup> Production data at 21 °C air / 10 °C water for Symphony series.

Available accessories are listed on page 19.

## Symphony Plus ice-only dispensers – E25 and E50 series

Countertop dispensers with 11.3 kg (25 lb) or 22.7 kg (50 lb) of storage. Removable icemaking module produces up to 186.1 kg (410 lb) of ice per day<sup>1</sup>. Stainless steel cabinet with accent trim. Water station included. Standard electrical configuration 230/50/1. Choose appropriate item number for SensorSAFE infrared dispensing or lever dispensing.

For additional product information, request form# 7090.



Countertop with integral ice machine

Item number	Configuration	Width cm (in)	Depth cm (in)	Height cm (in)	Condenser	Ice machine location	Approx. ship wt kg (lb)	List price
<b>E25 series ice-only with SensorSAFE infrared dispensing</b>								
E25CI425A-SI	Countertop	53.3 (21.00)	61.0 (24.00)	91.4 (36.00)	air-cooled	behind splash panel	99 (219)	€ 9,257
<b>E25 series ice-only with lever dispensing</b>								
E25CI425A-LI	Countertop	53.3 (21.00)	61.0 (24.00)	91.4 (36.00)	air-cooled	behind splash panel	99 (219)	€ 9,257
<b>E50 series ice-only with SensorSAFE infrared dispensing</b>								
E50CI425A-SI	Countertop	53.3 (21.00)	61.0 (24.00)	101.6 (40.00)	air-cooled	behind splash panel	99 (219)	€ 9,914
<b>E50 series ice-only with lever dispensing</b>								
E50CI425A-LI	Countertop	53.3 (21.00)	61.0 (24.00)	101.6 (40.00)	air-cooled	behind splash panel	99 (219)	€ 9,914

<sup>1</sup> Production data at 21 °C air / 10 °C water for Symphony series.

Available accessories are listed on page 19.

## Water treatment accessories for Symphony Plus ice and water dispensers

Item number	Description	List price
<b>Standard capacity filter system</b>		
00130229	Water filter system (one per ice machine)	€ 592
00130245	Water filter cartridge – primary, single	€ 128
00954297	Water filter cartridge – primary, carton of 6	€ 622
00130211	Water pre-filter cartridge – pre-filter, single	€ 20
00954305	Water pre-filter cartridge – pre-filter, carton of 12	€ 204
<b>High capacity filter system</b>		
00978957	High capacity water filter system (one per ice machine)	€ 719
00978965	High capacity water filter cartridge – primary, single	€ 230
00978973	High capacity water filter cartridge – primary, carton of 6	€ 1,234
00130211	Water pre-filter cartridge – pre-filter, single	€ 20
00954305	Water pre-filter cartridge – pre-filter, carton of 12	€ 204
<b>Carbonless high capacity filter system</b>		
01050442	Carbonless high capacity water filter system (one per ice machine)	€ 638
01050426	Carbonless high capacity water filter cartridge – primary, single	€ 148
01050434	Carbonless high capacity water filter cartridge – primary, carton of 6	€ 740
00130211	Water pre-filter cartridge – pre-filter, single	€ 20
00954305	Water pre-filter cartridge – pre-filter, carton of 12	€ 204
<b>Other filtration</b>		
00986059	Claris hardness removal filtration system	€ 617
00985127	Replacement filter for Claris system	€ 362

## Other accessories for Symphony Plus ice and water dispensers

Item number	Description	List price
AFR400STND	Ice machine stand for Maestro Plus 425A/W series – height adjustable from 17.27 cm (6.80") to 21.08 cm (8.30")	€ 551
AF10LBLEGS	10.16 cm (4.00") leg kit for 12CI series	€ 133
AFCASTERKIT	Caster kit for 25FB and 50FB series only	€ 316
01089572	Pressurized water sanitizing kit for use with Follett dispensers that have a Follett water filtration system <sup>1</sup>	€ 46
01089580	Pressurized water sanitizing kit for use with Follett dispensers that do not have a Follett water filtration system	€ 112
01147826	SafeCLEAN Plus, liquid – environmentally responsible ice machine cleaner (1 x 8 oz bottles)	€ 15
01149954	SafeCLEAN Plus, liquid – environmentally responsible ice machine cleaner (6 x 8 oz bottles)	€ 77
01149962	SafeCLEAN Plus, liquid – environmentally responsible ice machine cleaner (carton of 24 x 8 oz bottles)	€ 275
01075431	SaniSponge™, 24 pack of sanitary sponges	€ 46

<sup>1</sup> Applicable Follett water filter systems include 00130229, 00978957, 01050442

**Base stand accessories** – Base stands and base stands with filter systems installed for countertop dispensers. Stainless exterior. Includes 6.00" (15.24 cm) adjustable, flanged legs.

12BASE-00	Base for 12CI Series, 44.4 cm (17.50") W x 55.9 cm (22.00") D x 83.8 cm (33.00") H, ship wt 36 kg (80 lb)	€ 1,015
12BASE-CF	12BASE with standard capacity carbon filter system (00130229) installed	€ 1,688
12BASE-HC	12BASE with high capacity carbon filter system (00978957) installed	€ 1,821
12BASE-CL	12BASE with carbonless high capacity filter system (01050442) installed	€ 1,729
25AND50BASE-00	Base for 25CI and 50CI series, 57.8 cm (22.75") W x 61.9 cm (24.38") D x 83.8 cm (33.00") H, ship wt 50 kg (110 lb)	€ 1,061
25AND50BASE-CF	25AND50BASE with standard capacity carbon filter system (00130229) installed	€ 1,729
25AND50BASE-HC	25AND50BASE with high capacity carbon filter system (00978957) installed	€ 1,867
25AND50BASE-CL	25AND50BASE with carbonless high capacity filter system (01050442) installed	€ 1,780

### Ice transport tube

- Always replace tubing with like tubing. Example: Braided with braided.
- Contact factory to confirm appropriate tubing for your specific dispenser

01151935	Insulated ice transport tube, EU compliant, purchased in 1.52 m (5') increments	€ 83 / per m
----------	---	--------------

## Replacement ice machine for use in existing Follett dispensers

Item number	Width cm (in)	Depth cm (in)	Height cm (in)	Production per 24 hr kg (lb)	Condenser	Voltage	Approx. ship wt kg (lb)	List price
EP425A	15.30 (38.9)	19.90 (50.5)	16.80 (42.7)	425 (193)	air-cooled	230/50/1	130 (59)	€ 5,773
EP425W	15.30 (38.9)	19.90 (50.5)	16.80 (42.7)	425 (193)	water-cooled	230/50/1	125 (57)	€ 5,773

Refer to matrix below for correct replacement ice machine.

## Replacement ice machine ordering matrix

Dispenser series	Replacement ice machine item number	Ice machine panel finish
<b>Countertop and wall mount dispensers with top mounted ice machines</b>		
E25CT400A and E25HT400A	EP425A	no panels
E25CT400W and E25HT400W	EP425W	no panels
E50CT400A and E50HT400A	EP425A	no panels
E50CT400W and E50HT400W	EP425W	no panels
<b>Freestanding dispensers with ice machine in base</b>		
E25FB400A	EP425A	no panels
E25FB400W	EP425W	no panels
E50FB400A	EP425A	no panels
E50FB400W	EP425W	no panels

Incoterms is a trademark of the International Chamber of Commerce.

Harmony, Horizon Elite, Maestro Plus, Micro Chewblet, SafeCLEAN Plus, SensorSAFE, Symphony Plus and Vision are trademarks of Follett LLC. Chewblet, Follett and RIDE are registered trademarks of Follett LLC, registered in the US.

Follett reserves the right to change specifications at any time without obligation. Certifications may vary depending on country of origin.



Follett Europe Polska Sp. z o.o.  
Mokry Dwór 26C 83-021 Wiślina, Poland  
Phone: +48 (58) 785-6140 | Fax: +48 (58) 785-6159  
folletteurope.com

801 Church Lane | Easton, PA 18040, USA  
1.610.252.7301 | Fax: +1.610.250.0696 | follettice.com



2435-201901 | © Follett LLC