



FZR20 Upright

-30 C plasma freezers

Features

Powerful refrigeration system and superior plenum air distribution

- modular refrigeration system with microprocessor controller provides a ± 1 C (1.8 F) performance throughout
- industry-exclusive plenum air distribution delivers cold air at eight different levels
- programmed automatic defrost cycle
- external evaporator and defrost heaters minimize heat gain during defrost cycles, ensuring better product temperature stability
- auto-evaporating condenser
- meets AABB, ARC and FDA standards for blood plasma storage

User-friendly interface

- 7" LCD capacitive touchscreen digital temperature display available in user-programmable C or F
- integral event and data logging with easy downloading via convenient USB port

Protection for your valuable products

- audible and visual high/low temperature, door open, power failure, low battery alarms
- 6.00" (15.24 cm) 7-day chart recorder standard with 50 Celsius charts
- dry contacts for remote alarming

Superior drawer system for easy, trouble-free rolling

- eight full-extension stainless steel drawers store up to (352) 300 ml plasma cardboard packs
- stainless steel roller bearings and S-track design eliminate binding and uneven wear
- drawers and slides lift out without tools for easy cleaning
- track/drawer interface minimizes risk of catching product tubing in slides

Full stainless steel cabinet and high quality components

- full stainless steel interior and exterior provide resistance to rust and corrosion
- quick connect top and bottom RTD product temperature probes easily accessible inside storage cabinet
- dished stainless floor contains spills for easy clean up
- heavy-duty dual casters roll easily and lock securely
- 2.75" (6.98 cm) of CFC-free foam insulation throughout

Heavy-duty door for ease of use and energy savings

- 2.60" (6.60 cm) thick insulated stainless steel door with ADA-compliant full length locking handle
- self-closing hinges lock open at 90 degrees for easy loading

Warranty

- 2 year parts, 5 year compressor parts, 2 year labor

Model configurations			
Storage system	Hinging	Keypad	Item number
8 drawers	right	yes	FZR20-PL-RHTKPS
8 drawers	right	no	FZR20-PL-RHT00S
8 drawers	left	yes	FZR20-PL-LHTKPS
8 drawers	left	no	FZR20-PL-LHT00S

Job

Item

801 Church Lane | Easton, PA 18040, USA
1.800.523.9361 | 1.610.252.7301 | folletthealthcare.com



Factory-installed options

Left-hinged door, facing unit (right-hinged door standard)

Integral keypad with electronic locking system with keyed access manual override

NOTE: Factory-installed options must be specified at time of order – for details contact factory or your local sales representative.

Accessories

Quick-connect replacement RTD temperature probe with ISO 17025 certificate of traceable calibration (item# 01140458)

Replacement 7-day chart recorder paper, C (item# 00980870)

Replacement 7-day chart recorder paper, F (item# 00980888)

Replacement chart recorder pens, set of 6 (item# 00918813)

Glycerine, 16 oz (item# 00959296)

Additional key (item# 01035013)


Wall bracket kit, seismic anchoring (item# 0927194)

NOTE: Accessories ship separately.

Touchscreen display



Integral 6.00" (15.24 cm) 7-day chart recorder



Specification

Nominal capacity	19.7 cu ft
Ventilation clearance	16.00" (40.6 cm) top, 2.00" (5.08 cm) back (9.00" (22.86 cm) on left side if ambient > 86 F)

Exterior

W1 Width	29.75" (75.6 cm)
D1 Depth with handle	30.50" (77.5 cm)
H1 Height with casters	79.50" (201.9 cm)
Casters	(4) swiveling dual wheel casters with toe locks
D2 Door swing	56.50" (143.5 cm)

Interior

Height	55.94" (142.1 cm)
Storage system	(8) full-extension stainless steel drawers with shielded roller bearings and stainless S-tracks
Overall drawer dimensions	23.50" W x 20.71" L x 4.05" D (59.7 x 52.6 x 10.29 cm)
Inside drawer dimensions	22.50" W x 19.94" L x 3.00" D (57.2 x 50.6 x 7.62 cm)
Space between drawers	6.00" (15.24 cm)
Working load rating per drawer	59 lb (27 kg)
Max. load rating per drawer	88 lb (40 kg)

Door configurations

Door	2.60" (6.60 cm) thick insulated solid stainless steel door
Door lock	cylinder type with one key
Door handle	ADA-compliant, full length handle
Door hinges	torsion rod self-closing with 90° hold open feature
Gasket	magnetic dart style (replaceable)


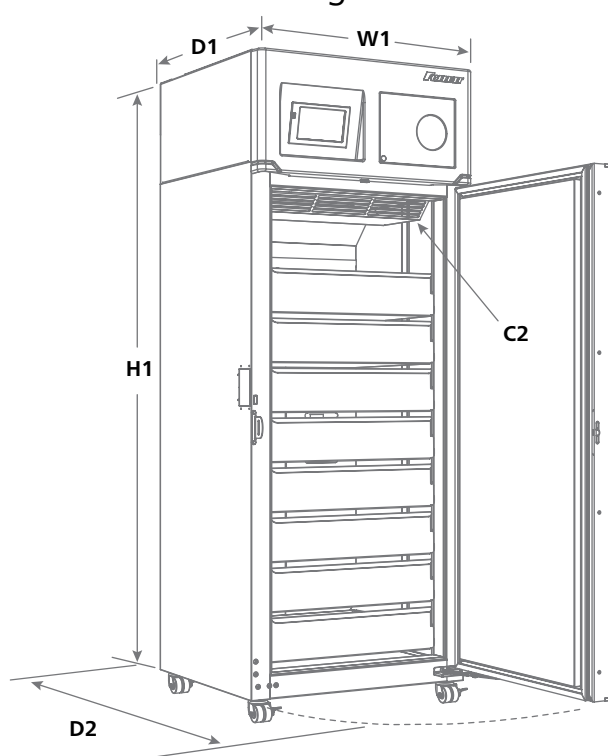
Electrical

C1 Electrical	12 run load amps, NEMA 5-20 120 V/60/1 (108 - 132 V)
	90° hospital-grade plug. Max. fuse 20 amps, 9' (2.7 m) cord.

Controls

Temperature display	7" LCD capacitive touchscreen digital temperature display available in user-programmable C or F
C2 3rd party probe access	top right side of cabinet interior
Product temperature display probes	(2) quick-connect RTD (± 0.4 C, ± 0.7 F)
Temperature probe calibration	top probe calibration in 0.1° increments
Password protection PIN	4 digit password to prevent interface setting/selection changes
Date and time	programmable
Product simulation bottle	(2) 125 ml
Refrigeration and defrost probes	NTC thermistor type
Refrigeration cycle with probe error	factory set at 6 min on, 4 off, user adjustable
Programmable operating range	-37.2 to -17.8 C (-35 to 0 F)
Factory preset	-30.6 C

Dimensional drawing



FOLLETT HEALTHCARE is a trademark of Follett LLC.
FOLLETT is a registered trademark of Follett LLC, registered in the US.
Follett reserves the right to change specifications at any time without obligation.

Alarming

High and low product temperature alarm (top probe)	audible and visual, user programmable set points in C or F
Power failure alarm	audible and visual
Door ajar alarm	audible and visual
Probe error alarm	audible and visual
Alarm mute	10 minute ring-back
Alarm volume	0-10 scale
Low battery alert	audible and visual
Back-up battery status	shows voltage level
Min/max temperature log	shows highest and lowest product temperature since last reset occurred
Remote contacts	NO/NC standard, located behind front panel

Data logging

Information log	graphs or displays temperature data and displays chronological event data (50,000 data points)
Data export	USB export capabilities

System performance

Top-to-bottom temperature consistency	± 1 C (1.8 F)
Refrigeration system	integral top-mounted module with 3/4 hp compressor and air-cooled condenser
Refrigerant and charge	Non-CFC R404a refrigerant, 10.6 oz
Air circulation system	ducted air to each storage level through back plenum openings, front face return
Air temperature pull down	24 to -30 C (75 to -22 F) in 120 minutes
Product simulation bottle temperature pull down	24 to -30 C (75 to -22 F) in 240 minutes
Maximum ambient	86 F (30 C), 60% relative humidity
Energy consumption	10.8 kWh/day (4 hr defrost interval)
BTU/hr normal heat rejection, includes duty cycle (75 F ambient)	2440 BTU/hr (703 Watts)
BTU/hr maximum (total) heat rejection, continuous operation (75 F ambient)	3990 BTU/hr (1169 Watts)

Shipping

Shipping size (width x depth x height)	43.00" W x 35.00" D x 82.00" H (109.2 x 88.9 x 208.3 cm)
Approximate refrigeration module net weight	88 lb (40 kg)
Approximate net weight	455 lb (206 kg)
Approximate ship weight	555 lb (252 kg)

NOTE: For indoor use only

SHORT FORM SPECIFICATION: Upright freezer with 19.7 cu ft of nominal capacity. (8) full-extension stainless steel drawers with shielded roller bearings and stainless S-tracks. Environmentally responsible R404a refrigeration system to include an integral top-mounted module with 3/4 hp compressor and air-cooled condenser. 7" LCD capacitive touchscreen with user selectable C or F. Event and data logging with USB download capability. Air circulation system to duct air through back plenum openings with front face return. Storage area to be insulated with CFC-free, high density polyurethane foam. 9' (2.7 m) power cord with NEMA 5-20 90° hospital-grade plug. UL listed.

